



Central Kansas Free Fair
Premium Guide

August 1 - August 7, 2023

2023 CENTRAL KANSAS FREE FAIR

PRE-FAIR SCHEDULE

SH = Sterl Hall
LLA = Large Livestock Arena
SLA = Small Livestock Arena
EEA = Equine Arena

Saturday, July 15th

Horticulture Judging Contest, 10:00 am
Abilene High School Vo-Ag Building
1300 N Cedar, West of Tennis Courts

Sunday, July 16th

Royalty Interviews (SH), 2:00 pm

Tuesday, July 25th

4-H Dog Show (SH), 8:00 am

Thursday, July 27th

4-H Cat Show (SH), 6:30 pm

Friday, July 28th

Favorite Food Show (SH), 5:00 pm

Saturday, July 29th

Starting at 9:00 am, by schedule

Conference Judging (SH): Visual Arts, Home Environment, Photography, Woodworking,
Energy Management, STEM, Entomology, Geology, Forestry

9:00 am – noon

Walk-in Judging Contests: Photography and Family & Consumer Science

Abilene Shoot-Out Modified Truck & Tractor Pull

Antique Tractor Pull – 5:00 pm

Modified Truck & Tractor Pull – 6:30 pm

(North of Rec Center/Abilene Community Center – Gate Admission)

Sunday, July 30th

Rodeo Belt Buckle Auction (Elks Club) – 6:00 pm

ONLINE ENTRY REQUIRED for ALL 4-H/FFA entries at:
www.ckff.fairentry.com BY July 10 at 11:59 pm.

**ONLINE ENTRY REQUIRED for OPEN CLASS
LIVESTOCK (beef, sheep, dairy, dairy goat, meat goat, &
swine) & RABBIT entries at: www.ckff.fairentry.com
BY July 10, 11:59 pm.**

Monday, July 31st

4-H Fashion Revue Judging-Constructed and Purchased
(Emmanuel Church) — All day, by schedule

4-H Public Fashion Revue (Emmanuel Church) — 7:00 pm
King/Queen Coronation (Emmanuel Church)

FAIR WEEK SCHEDULE

Tuesday, August 1st

Timed Event Slack — 8:00 am
Great Plains Amusement (Carnival) — 6:00-11:00 pm
77th PRCA Wild Bill Hickok Rodeo — 7:30 pm

Wednesday, August 2nd

4-H Foods (SH) — *Starting at 12 pm, by schedule*
4-H Clothing Construction and Fiber Arts Judging (SH) — *Starting at 1 pm, by schedule*
Entry Time for Open Class Entries (except Crops, Floriculture, Horticulture and Foods) - 3:00 – 7:00 pm
Entry for Open Class Food Entries – 4:00 - 7:00 pm
Great Plains Amusement (Carnival) — 6:00-11:00 pm
PRCA Bulls-N-Broncs, Barrels & Breakaway — 7:30 pm

Thursday, August 3rd

Open Class Foods (SH) — 9:00 am
4H/FFA Equine Show - Ponies followed by horses (EEA) — 8:00 am
“Old Timers Horse Showmanship” show follows horse showmanship
Rabbit, 4H/FFA — 8:30 am
Poultry, 4H/FFA — 9:00 am
Open Class Quilts (SH) – 9:00 am
Open Class Art, Fine Arts, Needlework, Crafts (SH) - 9:00 am
Open Class Photography (SH) — 9:00 am
4-H Banners (SH) — 9:00 am
4-H/FFA Horticulture - O.C. Horticulture Judging (Sterl Hall) — 10:00 am
Ag Mechanics, 4-H/FFA (SH) — by schedule
4-H/FFA Crops - followed by Open Class (Sterl Hall) — 1:00 pm
4-H/FFA Floriculture – followed by Open Class (Sterl Hall) — 12:00 pm
4-H Other Projects (SH) — *Starting at 1:00 pm, by schedule*
“Sew It, Grow It, Show It” Parade — 4:00 pm
Chapman FFA BBQ (LLA) — following parade
3rd Annual CKFF Cornhole Tournament (LLA) — 8:00 pm
Special Champions Goat Show (SLA) -- 7:30 pm
Great Plains Amusement (Carnival) — 6:00-11:00 pm
77th PRCA Wild Bill Hickok Rodeo - “Tough Enough to Wear Pink” night — 7:30 pm

Parade Marshall

Sandy Abeldt

Parade Theme

Sew It, Grow It, Show It

Friday, August 4th

Beef, 4-H/FFA and Open Class (LLA) — 8:00 am
“Old Timers Beef Showmanship” Show following Beef Show
Dairy Cattle, 4-H/FFA & Open Class (SLA) — 8:30 am
Dairy Goats, 4-H/FFA & Open Class (SLA) — following dairy cattle

Friday, August 4th cont.

Rockets Away (SQUAD Booth near LLA) -- 1:00-3:00 pm
Meat Goat (LLA) — 3:00 pm
Sheep, Breeding, 4-H/FFA & Open Class (LLA) — 5:00 pm
Market Lamb, 4-H/FFA (LLA) — 6:30 pm
Great Plains Amusement (Carnival) — 6:00-11:00 pm
77th PRCA Wild Bill Hickok Rodeo – Military Appreciation Night
Rodeo Dance featuring Kyle Killgore – following the rodeo

Saturday, August 5th

Swine, 4-H/FFA & Open Class (SLA) — 8:00 am
Fiber Animal Show (LLA) - 10:00 am
Open Class Special Baking Competition (SH) — 2:00 pm
4-H Bucket Calf (LLA) — 4:30 pm
Second Year Bucket Calf Weigh In – following bucket calf show
Ag-Olympics (SLA) — following bucket calf show, open to the public
Great Plains Amusement (Carnival) — 6:00-11:00 pm
Registration Online www.ckff.net (Other Events)
Demo Derby: Team Heats, Hobo, Bone Stock – 6:30pm

Sunday, August 6th

Open Class Equine Show - (EEA) — 8:00 am
4-H/FFA Livestock Judging Contest (LLA/SLA) — Registration 9:00 am
9:30 am start time
Garden in a Glove (SQUAD Booth near LLA) -- 12:00-2:00 pm
Round Robin - (LLA/SLA/EEA) — 2:00 pm
4-H/FFA & Open Class Project Release — 3:00 pm
Youth Pedal Power Pull Registration (LLA) — 5:30 pm
Youth Pedal Power Pull (LLA) — 6:00 pm
<https://nationalpedalpullers.webs.com>
Great Plains Amusement (Carnival) — 6:00-10:00 pm
Demo Derby: Hobo, Bone Stock, Compacts, Team Finals — 6:30 pm

Monday, August 7th

4-H/FFA Livestock Sale (LLA) — 9:30 am

74th ANNUAL LIVESTOCK PREMIUM AUCTION

9:30 am Monday, August 7th

Large Livestock Arena, CKFF Fairgrounds

Sale order:

1. Meat Goats
2. Beef
3. Swine
4. Sheep

All Grand and Reserve Champions Sell First!

CENTRAL KANSAS FREE FAIR ASSOCIATION

Sterl Hall, 619 N. Rogers • Abilene, Kansas 67410
(785) 263-4570 • Fax (785) 263-7960 • office@ckff.net
Website: www.ckff.net • Fair Information (785) 200-6366 (fair week only)

C.K.F.F. BOARD OF DIRECTORS

President Bob Kohman
Vice-President.....Roger Hummel
Treasurer Bill Krizan
Executive Secretary..... Jean Bender
Directors
Robin Black, Jon Clemence, Kayleigh Ferris, Kelby Garten, Andy Holt,
Steve Houlton, Ted Houlton, Brandon Hurt, Kylie Lee, Rocque Russell
Members Eddie Avinger, Drew Snitker

BOARD OF COUNTY COMMISSIONERS

District 1 Ron Roller
District 2 Lynn Peterson
District 3 Craig Chamberlin

K-STATE RESEARCH & EXTENSION, CHISHOLM TRAIL DISTRICT

712 S. Buckeye Ave., Abilene, KS 67410-3210
(785) 263-2001 Fax (785) 263-3624 E-Mail: chisholmtrail@listserv.ksu.edu
4-H Youth Development Agent Jill Martinson
Director/Livestock Agent.....Rickey Roberts
Family Resource Management Agent Renae Riedy
Family & Youth Development Agent..... Tristen Cope
Nutrition, Food Safety, and Health Agent Jacqueline Gamez
4-H Professional.....Megan Anguiano
Office Professional (Abilene Office) Barbie Woody
Office Professional & Financial Manager (Marion Office) Cheryl Brewer
4-H & STEM Programming Intern (Abilene Office)Shelby Hettenbach
4-H & STEM Programming Intern (Marion Office)Megan Maltbie
Fair Intern.....Callie Jones

COUNTY AGRICULTURAL EDUCATION INSTRUCTORS

Abilene..... SaRae Graves, Cauby Hayes
Chapman Jim Weller, Jake Rutledge
Herington David Graham, Falon Kickhaefer
Hope Carrie Husband
Solomon..... Dale Davidson

C.K.F.F. COMMITTEES

Demo Derby Chairman..... Chad Markley
Parade Committee Baillee Flora, Kylie Lee, Kayleigh Ferris
Parade Marshal..... Sandy Abeldt
Rodeo Committee..... Pres. - Matt Farson, VP – Dusty Kuntz,
Treasurer – DeLynn Farson, Secretary – Alex James; Committee Members:
Linda Bankes, Jeff Bender, Eric Brown, Gus Bryant, Marcus Cox, John Dautel,
Ryan Doherty, Barb Ensign, Dennis Kostecki, Daryl Ferguson, Will Gable,
Sidney Hammond, David Hansen, Matt Helmer, Jacque Karl, Randy McDonald,
Stan Norman, Bryce Norman, Lisa Peters, Jim Roberts, Susan Roberts, AnnMarie
Schwartz, Pam Sims, Ray Swearingen, Virgil Toombs
Tractor Pull Chairman..... Joel Calovich & Travis Kuntz
Corn Hole Brian Hansen
Pedal Power Pull Mark & Cathy Whitesell

CENTRAL KANSAS FREE FAIR INFORMATION

See individual department for specific entry information.

Entry Time for All Open Class Entries (except Crops, Floriculture, Horticulture and Foods): Wednesday 3 -7 p.m.

Entry Time for Open Class Food Entries: Wednesday 4-7 p.m.

Entry Time for Open Class Crops, Floriculture and Horticulture Crops: Thursday 9 a.m.-noon

Entry Release Times:

All 4-H Entries – 3 – 4 p.m. Sunday, except Sale Livestock and Horses

All Horse Entries:

Horse Entries may be released Saturday at 8 AM and return Sunday for the Open Class Horse Show

All Open Class Entries – 3 – 4 p.m. Sunday

Any entry leaving before official release time forfeits premium money. Not responsible for entries left after 5 p.m.

Commercial Exhibit Space Available

Anyone wishing to rent exhibit space at the fair should contact the Fair Office at (785) 263-4570 for available space and cost.

Indoor commercial buildings open noon to 7 p.m. Wednesday; 9 a.m. – 7 p.m. Thursday - Saturday; 9 a.m. to noon Sunday;
outside noon to 11 p.m. Wednesday; 9 a.m. to 11 p.m. Thursday - Saturday and 9 a.m. – 11 p.m. Sunday.

Camping Facilities Available

A limited number of electrical hookups are available on the grounds. Spaces must be reserved and payment made at \$30 per night (Daily Rate: check-in 11am and check-out following day by 11 am) prior to the fair. **NO NEW RESERVATIONS WILL BE MADE BEFORE MONDAY, JULY 18. NO CAMPERS PARKED BEFORE TUESDAY, AUGUST 2.**

Parade Entries

The parade will be Thursday, August 4th at 4 p.m., starting at 7th and North Buckeye. Parade entries that wish to be judged need to submit “Parade Entry” form and a brief description of entry, to be announced during the parade, by July 21st at 5 p.m. with the CKFF Office or email to paradeckff@gmail.com. All entries received after this time will be placed at the end of the parade line up, **no exceptions**. Unit placement will be determined the following week with notification sent. No entry fee required

Under Kansas Law, there is no liability for an injury to or death of a participant in domestic animal activities resulting from the inherent risks of domestic animal activities pursuant to Section 1 through 4. You are assuming the risk of participating in this domestic animal activity. KSA 60*4001 through 60*4004.

Contents

General CKFF Rules & Regulations	9
Livestock Rules	10
4-H/FFA Division General Rules	11
Club/Chapter Abbreviations	12
State Fair Entries.....	12
4-H/FFA Livestock and Other Animals Rules.....	12
4-H/FFA Livestock Sale Rules.....	13
4-H Favorite Food Show	14
4-H King and Queen.....	14
4-H Ag-Olympics	15
Special Champions Goat Show	15
4-H/FFA Beef	15
4-H Bucket Calf	19
4-H/FFA Meat Goats	19
4-H/FFA Sheep	21
4-H/FFA Swine	22
4-H/FFA Dairy	23
4-H/FFA Dairy Goat	25
4-H/FFA Equine	27
4-H/FFA Round Robin Showmanship Contest	30
4-H/FFA Poultry	31
4-H/FFA Rabbit.....	32
4-H/FFA Fiber Animal.....	33
4-H Cat Show	34
4-H Dog Show	34
4-H/FFA Crops	35
4-H/FFA Floriculture	37
4-H/FFA Horticulture	37
4-H Forestry	38

4-H Clothing and Textiles	39
4-H Fiber Arts.....	41
4-H Fashion Revue	41
4-H Foods & Nutrition	42
4-H Food Preservation	44
4-H Home Environment.....	45
4-H Photography	45
4-H Visual Arts	47
4-H STEM	48
4-H Energy Management.....	59
4-H Entomology	60
4-H Geology and Lapidary	62
4-H Other Projects	64
4-H Wood Working.....	65
4-H Banners	66
Officer Books	66
Club Livestock Pens	67
Agricultural Mechanics	67
4-H/FFA Judging Contests	67
Open Class General Rules & Regulations.....	69
Pee-Wee Showmanship	69
Open Class Beef.....	70
Open Class Meat Goat	71
Open Class Sheep	71
Open Class Swine	72
Open Class Dairy.....	73
Open Class Dairy Goat	73
Open Class Equine	75
Open Class Poultry.....	77
Open Class Rabbit.....	78
Open Class Fiber Animal.....	78
Open Class Crops	79
Open Class Floriculture.....	80
Open Class Horticulture	82

Open Class Foods	83
Open Class Food Preservation	85
Special Baking Competition: Kolaches	86
Open Class Crafts.....	87
Open Class Needlework	88
Open Class Quilting	90
Open Class Barn Quilts	92
Open Class Art.....	92
Open Class Photography	94

RULES

General CKFF Rules & Regulations

1. All possible care will be taken of exhibits, but the Central Kansas Free Fair Association will in no case be responsible for any loss or damage sustained.
2. No claims for injury to any person or property shall be asserted nor suit instituted or maintained against the Central Kansas Free Fair, its officers or their agents by or on behalf of any person, firm or corporation or their agents, representatives, servants or employees having licenses or privileges to exhibit on the fairgrounds or occupy any space thereon.
3. If any damage, loss or injury of property shall be caused by reason of neglect or willful act of any persons, firm, corporation, their agents or representatives, servants or employees, having license privilege to exhibit on said fairgrounds or occupying space thereon, the Central Kansas Free Fair shall not, in any manner, be responsible therefore and in case it be subjected to any expense or liability and all persons, causing game or liable therefore, shall indemnify the Central Kansas Free Fair at Abilene, Kansas. The Central Kansas Free Fair Association will not be responsible for accident to or death of any animal from any cause, before, during or after the fair.
4. The management reserves the right to remove from the grounds any person, exhibit, animal, concession or show that may be falsely entered, disregards departmental rules, or may have any sign, banner or advertising matter of any kind, which may be deemed unsuitable or objectionable by them without assigning a reason therefore, and if necessary return any money already paid for space or stalls which shall exonerate them from any claim whatsoever on the part of the exhibitor or purchaser.
5. Grievance Committee: The Central Kansas Free Fair Association reserves to its Board of Directors the right to finally determine the correct application of any rule herein published and further to amend or add any special rules for the conduct of said fair that may be deemed necessary and expedient. To file complaint — must be written and have contact name, phone number and \$100 filing fee within 8 days of incident. If there is no justification, CKFF retains the filing fee.
6. Each superintendent will be in charge of department at the discretion of the Board of Directors. Fair superintendents reserve the right to recommend one or all fair premiums be withheld if Central Kansas Free Fair guidelines are not followed.
7. All commercial exhibitors and concessionaires are required to remit their rental fees and or other monies by May 15th or make appropriate arrangements with the Secretary for final settlement within two weeks of fair closing.
8. Each concession must confine himself to the space assigned. Failure to do so will subject him to forfeiture of his privilege.
9. Premium checks: 4-H premium (ribbon) checks will be available after Monday, August 30th, at K-State Research & Extension, Chisholm Trail District - Dickinson County, 712 S. Buckeye, Abilene. Open class premium (ribbon) checks will be available after Monday, August 30th, at K-State Research & Extension, Chisholm Trail District - Dickinson County, 712 S. Buckeye, Abilene from 8:00 am – 5:00 pm. Checks MUST be picked up within 30 days and cashed within 90 days of the close of the fair. Premium checks will not be mailed. After 90 days, any premium checks not cashed will be considered a donation to the Central Kansas Free Fair.
10. K-State, County Extension Councils, Extension Districts, and U.S. Department of Agriculture Cooperating. K-State Research and Extension is an equal opportunity provider and employer. All educational programs and materials are available without discrimination on the basis of race, color, religion, national origin, sex, age or disability. K-State Research and Extension is committed to making its services, activities and programs accessible to all participants. If you have special requirements due to a physical, vision or hearing disability, or a dietary restriction please contact Jill Martinson at 785-263-2001 or martinso@ksu.edu.
11. Brand names appearing in this publication are for product identification purposes only. No endorsement is intended, nor is criticism implied of similar products not mentioned.
12. TOBACCO-FREE FACILITIES
The Central Kansas Free Fair does not allow the use of tobacco products, including vape and e-cigarettes, and smokeless tobacco/chew on the Central Kansas Free Fair grounds and facilities which include Sterl Hall.

Livestock Rules

1. All entries must be made in the name of the owner.
2. Exhibitors are limited to 2 animals per class - 3 meat goats in same weight class.
3. Exhibitors are responsible for entering their exhibits at the designated entry time. An exhibit not presented promptly at scheduled time will be ruled out and barred from competition in the class.
4. Complaints or protests on the grounds that the judge overlooked exhibits will not be considered.
5. Superintendents reserve the right to combine classes where limited numbers are entered.
6. Board of Directors reserves the right to view/test animals for diseases known in the area.
7. Exhibitors of livestock are requested to decorate stalls as tastefully as possible, and must keep them clean, neat, and attractive. Fans must have a commercial grade 3-prong electrical cord (no 2-prong cords with a 3-prong adapter.) Fans must be electrically safe to be put in barns.
8. Exhibitors are to keep stalls bedded. All stalls are to be cleaned by 10 p.m. Sunday, except livestock sale animals, 2 p.m. Monday. All used bedding must be placed on Pine Street, past the yellow line and away from the curb.
9. No feed or hay shall be sold on the grounds without permission from the management.
10. Livestock & horse trailers are to be parked in the Washington Street or 8th St. lots.
11. LIVESTOCK HEALTH REQUIREMENTS:

A. BEEF/CATTLE: No health certificate required. Animals showing symptoms of infections or contagious disease or parasites may be rejected by a superintendent. Brucellosis Requirements: All cattle over 18 months of age, except steers, must meet one of the following requirements:

1. Originate from a Kansas herd. No brucellosis test required.
2. Cattle over 18 months of age originating from another state must have a negative brucellosis test within the past 60 days.
3. Ages of cattle – no market animals over 24 months or reserve the right to mouth them if age is in question.
4. Originate from a Kansas dairy herd with four consecutive current negative milk ring tests.
5. Cattle not qualifying under #1 or #3 must indicate a negative blood test for brucellosis in an approved State-Federal Laboratory within 60 days of the exhibition date.

B. DAIRY GOAT: No health certificates required. Dairy goats with boils or with recently opened boils will be rejected. Goats showing signs of disease will not be allowed to unload. Goats must be free of active fungal (ringworm) infection, including sore mouth.

C. MEAT GOAT: All meat goats must be inspected by a superintendent before unloading and must be free of active fungal (ringworm) infection, including sore mouth. If any goat is rejected, all goats transported in the same vehicle will be rejected.

Inspection Times: 3-7 p.m., Wednesday.

Goats originating in Kansas must meet the general requirements. All sexually intact (does and bucks) and wethers must be identified with a registered tattoo or an official USDA premise ID tag. Kids, under 8 weeks of age, accompanying their dams, are exempt from tagging requirements.

D. HORSE: No health certificate required. Horses showing signs of disease will not be allowed to unload. A negative Coggins test within the past 12 months is recommended.

E. POULTRY:

1. All exhibitors of chickens, turkeys, pheasants, quail, chukars, peafowl, and guineas must show proof that they are pullorum-typhoid clean or be tested pullorum-typhoid clean BEFORE entering the poultry barn. Waterfowl such as ducks and geese are exempt. **Testing will be done at entry time.** Exhibitors can contact the Extension Office with questions. All reactors must be submitted to the KSU Veterinary Diagnostic Lab for autopsy.
2. All poultry must be free of lice. All birds should be treated with Malathion dust about 14 days and again 3 to 4 days ahead of the fair. (Fluff the feathers as the dust is applied paying particular attention to the vent or rear of the bird.)

F. RABBIT AND PIGEON: No health certificate required. Any rabbit or pigeon showing signs or symptoms of infectious or contagious disease or parasites will be rejected at time of entry or at any time thereafter will be removed from the rabbit barn promptly.

G. SHEEP: No health certificates required. Sheep showing symptoms of infectious or contagious disease (including sore mouth and fungus) or parasites may be rejected. All sheep must have an official USDA premise ID tag (scrapie tag) in place to unload and show.

All sheep must be inspected by a superintendent before unloading.

Inspection times: Wednesday, 3-7 p.m.

Sheep suspected of fungus will be further inspected by a veterinarian. If any lamb is rejected, all sheep transported in the same vehicle could be rejected.

H. SWINE: Check-in times: Wednesday, 3-10 p.m. All swine must be inspected by a superintendent before unloading. This is a non-terminal show.

I. CAT:

1. No Health Certificates required. Proof of vaccination required prior to show. Any cat or kitten that has had an infection or contagious illness within 10 days prior to the show may not be shown.
2. Cat or Kitten must have been vaccinated for FVR CP/P within the last year and rabies within 2 years.
3. Owners will be asked to remove cat from the premises if fleas are present on the animal.

J. DOG: No Health Certificates required. All vaccinations must be current.

4-H/FFA Division General Rules

Eligibility

1. Only current Dickinson County 4-H and FFA members who were 7 years of age but not yet 19 years of age before January 1 of the current year are eligible to participate in the CKFF 4-H/FFA division. There is one special class for enrolled 4-H Cloverbud members (age 5-7) in "Other Projects"
2. Members will be allowed to exhibit only in those projects in which they are enrolled.
3. If a 4-H club member did not complete projects and records in the previous 4-H year (exception - current first year members), projects for this 4-H year can be exhibited but premium will be held at the Extension Office until the current year's records are completed and checked by the Organizational Leader.
4. The exhibits in this department must be handiwork of the exhibitor when skill is required; the owner when agricultural exhibits are entered; and the owner and feeder 120 days for market beef and 80 days for breeding beef, dairy, swine, market lamb, market barrow, meat goat, dairy goat, and bucket calf. Horse exhibitors must have submitted a Horse Identification form at the County Extension Office by May 1 of current year and have managed the horse at least 75 percent of the time May 1 - Sept. 30.
5. All exhibits except some livestock must have been produced or made within the current year.
6. All animals must meet the requirements as stated in the General Livestock Rules.
7. Pre-entry required at ckff.fairentry.com by July 10 for ALL 4-H/FFA entries.
8. Exhibit limits. Agricultural department, except where noted, two entries per class; Family and Consumer Sciences departments, except where noted, one entry per class.
9. Open Class entries: 4-H/FFA club projects will be eligible to exhibit in open class but will not be allowed to enter the same animal or article in both departments with these exceptions:
 - Poultry** - 1st and 2nd blues in each 4-H Poultry class qualify for Open Class.
 - Rabbit** - All purple-ribbon winners are eligible for show in Open Class.
 - Equine** - All blue-ribbon winners are eligible for show in Open Class.
 - Beef** - Breeding animals must be registered in their respective breed association to be eligible to show in Open Class.
 - Dairy** - Breeding animals must be registered in their respective breed association to be eligible to show in Open Class.
 - Dairy Goat** - Breeding animals must be registered in their respective breed association to be eligible to show in Open Class.
 - Meat Goats** - Breeding does that receive first or second blue in each 4-H/FFA class will be eligible to compete in Open Class.
 - Market Goats** - May not be shown in both 4-H and Open Class divisions.
 - Sheep** - Breeding animals must be registered in their respective breed association to be eligible to show in Open Class. The same market lamb may not be shown in both 4-H and Open Class divisions.
 - Swine** - Breeding animals must be registered in their respective breed association to be eligible to show in Open Class.
 - Market Swine** - May not show in both 4-H and Open Class divisions.
10. Be sure that your exhibits and property are well labeled. See special rules under each division.
11. It is each exhibitor's responsibility to see that the superintendent has properly entered their exhibits.
12. All possible care will be taken of the exhibits, but the Central Kansas Free Fair Association will in no case be responsible for any loss or damage sustained.
13. Exhibits related to Shooting Sports should follow the Best Management Practices of National 4-H Shooting Sports and Kansas State Law.

a. **National 4-H Shooting Sports Minimum Standards and Best Management Practices** - Regarding simulated combat sports including but not limited to, paintball guns, air-soft, laser guns, archery tag. Pointing any type of gun including paint ball guns, air-soft guns, laser guns, laser paint-ball, archery tag bows & arrows or sighting devices at any person or any humanoid shaped target is inappropriate at any 4-H program activity.

b. **Kansas Law** - Kansas firearm laws regarding possession require that a person be at least 18 years of age. Minors under the age of 18 may possess firearms if under the supervision of parent, legal guardian, or qualified instructor. A minor engaged in activities such as hunting, trapping, and competition shooting are allowed to possess firearms during the activities. This also includes the transportation of the firearm to and the locations of such activities—including their related safety and instruction courses of classes—with the consideration that the firearm be unloaded and not be in the immediate reach of the individual. Possession of firearms at the minor's place of residence is also allowed, in so far that permission is granted by a parent or guardian. Kansas firearm laws place a strict focus on situations that involve people convicted of felonies and the involvement of firearms.

Use of Copyrighted Materials

4-H exhibitors (individual or group) should avoid using copyrighted materials whenever possible by originating his/her own work. A 4-H member or group should use with caution, a copyrighted and/or trademarked product or service (a brand name, label, or product). The intent of using the copyright or trademark materials for educational purposes such as an exhibit, educational poster/display or public presentation is acceptable under the "Fair Use" (legal use) provision. "Fair Use" is a provision of the current copyright law that allows reproduction without payment or permission of limited portions of a copyrighted work for educational and other public interest purposes.

Regardless of the “Fair Use” provision, the inference that a specific name brand product is good or bad inherently or through comparison must be done cautiously, using acceptable research/comparison methods and have a disclaimer that the conclusions are those of the 4-H participant and not those of K-State Research and Extension.

A copyright and trademark are legal methods used by writers, artists, corporations and others to protect their original work. Protected items may range from books to music, logos to computer graphics. Copyrighted and/or trademarked materials utilized in banners, displays, demonstrations, posters or other activities for endorsement or promotion instead of educational purposes will be disqualified and will not be displayed or receive ribbons or premium. The use and inclusion of specific brand names for educational purposes does not imply endorsement or refusal by the Department of Extension 4-H Youth Programs, Kansas State University Agriculture Experiment Station and Cooperative Extension Service, or the State of Kansas.

Guidelines for using copyrighted/trademarked materials in banners, displays, posters: 4-H exhibitors (individual or group) should avoid using copyrighted materials whenever possible by originating his/her own work. Copyrighted and/or trademarked materials used in banners, displays, demonstrations, posters, or other activities for endorsement or promotion instead of educational purposes will be disqualified and will not be displayed or receive ribbons or premium.

Club/Chapter Abbreviations

DICKINSON COUNTY 4-H CLUBS - (Abbreviations for use on entry cards)

Chapman Shamrocks – CS	Jolly Jayhawkers – JJ	Newbern Wideawakes - NW
Detroit Ramblers – DR	Lyon Prospectors – LP	Sand Springs Rustlers - SS
Fragrant Hilltoppers – FH	Mt. Ayr Go-Getters – MA	Solomon Wranglers - SW
Holland Sunflowers – HS	Navarre Boosters – NB	Willowdale - W

DICKINSON COUNTY FFA CHAPTERS - (Abbreviations for use on entry cards)

Abilene FFA - AHS FFA	Herington FFA – HHS FFA	Rural Vista FFA - RV FFA
Chapman FFA - CHS FFA	Solomon FFA - SHS FFA	

State Fair Entries

1. 4-H members 9 years of age or older by Jan. 1 of the current year and FFA members with purple ribbon exhibits at the Central Kansas Free Fair may be eligible for State Fair competition provided there is a State Fair class for such exhibit.
2. State Fair livestock nominations and entries must be handled through the K-State Youth Livestock Program (<http://www.asi.k-state.edu/students-and-programs/youth-programs/>.)
3. For state-fair eligible purple ribbon exhibits by 4-H'ers 9 and over, 4-Hers must complete an “Intent to Exhibit at Kansas State Fair” form online by the Wednesday following the Central Kansas Free Fair, to be pre-entered into the State Fair database.

4-H/FFA Records

1. Project record books must be as complete as possible prior to the fair.
2. The records concerning your past and present work provide a personal record for you. Records also serve as a measure of accomplishments, honors and recognition received. Emphasize the skills and various learning experiences in which you have participated.

Awards

1. Exhibits in classes are placed by judges in purple, blue, red, and white ribbon groups.
2. Premium checks will be awarded to individual exhibitors by the Central Kansas Free Fair Association. Checks will be available at the K-State Research & Extension Office, Chisholm Trail District - Dickinson County, 712 S. Buckeye, Abilene (office hours 8-5 M-F) after August 30th. Checks must be picked up within 30 days and cashed within 90 days to close out fair. (These are ribbon checks only, not livestock sale checks)
3. No premium will be paid for showmanship classes, rabbit fur classes, or decorator bucket calf class.
4. Special awards listed under specific departments are presented at time of selection. Monetary awards may be picked up at the Extension Office after August 30th.

4-H/FFA Livestock and Other Animals Rules

Livestock Exhibits

1. No 4-H/FFA livestock will be admitted to the fairgrounds before Wednesday. All livestock must be checked in by time listed in department rules.
2. Weigh times: Market Beef 7-9 p.m. Wed.; Market Goats 7-8 p.m. Wed.; Swine 8 a.m. Thursday; Sheep 8-9 p.m. Wed. No reweighs will be allowed.
3. Any animal that cannot be shown in the regular and customary manner may be disqualified.
4. Livestock show order and classes will be posted at each barn. When numbers warrant, a class may be divided, combined, or cancelled.
5. Livestock exhibitors must show their own entries (*including showmanship*) with these exceptions:

A) If a 4-H/FFA member has two entries in the same class or has livestock entries in two divisions being shown at the same time, another 4-H/FFA member must be ready to exhibit the livestock when the class is called.

B) In case of illness, doctor's order required for another 4-H/FFA member to show exhibits.

6. Care of Animals during CKFF: 4-Hers may have help with animals from immediate family members or other current Dickinson County 4-H/FFA members eligible to exhibit at the CKFF.

7. Following the judging, the grand and reserve grand champion market beef, barrows, lambs, and meat goats must be stalled in special stalls, if so designated by the superintendent.

8. All livestock must be kept well groomed. Stalls must be kept clean and orderly, and be cleaned by 10 p.m. Sunday, except livestock sale animals, 2 p.m. Monday, to receive premium money.

9. Lightweight 4-H market animals and heavyweight market animals will be placed in special classes, judged and receive ribbon and premiums but will NOT be allowed in the livestock sale.

10. **No animals will leave the grounds after checking in on Wednesday until checkout time on Sunday.**

11. Pre-entry in all classes due at ckff.fairentry.com by deadline. 4-H Market Livestock owner certification and drug withdrawal form plus feed and care record for market beef will be submitted with Livestock Sale Intent to Sell Cards following livestock shows. **ONLINE ENTRY REQUIRED, including Fitting and Showing Classes.**

12. Livestock tagging: All market animals must have an official 4-H tag in place from the official county weigh-in. Tagging will be recorded by family (household). By the pre-entry deadline, families must declare which animals each individual family member will show. Registered animals must be registered in the name of the 4-H/FFA member. Animals may be registered in more than one Dickinson County 4-H/FFA member name; however, all names appearing on registration forms must be Dickinson County 4-H/FFA members.

13. Only Champion and Reserve Breed Champions (meat goat class and reserve class champions) will be considered for Top 5 Overall.

4-H/FFA Livestock Sale Rules

1. The CKFF 4-H/FFA Livestock Sale is a premium per head auction. The order of sale will be rotated each year. Pinnacle Bank serves as clerk for the sale.

2. The CKFF 4-H/FFA Livestock Sale is a terminal auction which includes market beef, market barrows, market lambs, and market goats. All animals will be shipped to the selected packer/buyer unless designated by the buyer as "butcher." Each buyer of a "butcher animal" must then pay the announced market price plus the premium and designate their choice of a locker plant and make loading arrangements.

3. Any animal identified as a 4-H/FFA project, then sold, privately or in any premium sale or auction, may NOT be shown at any 4-H show in Kansas by the seller or purchaser following such transaction.

4. If a 4-H/FFA member sells in another county 4-H/FFA premium sale they can show another nominated animal but not sell in the CKFF Livestock Premium Sale but can go as an extra.

5. 4-H/FFA member may sell a maximum of two species. One market beef weighing 1,000 pounds or more, one 230 to 280-pound barrow, one 90+ pound lamb, one meat goat 60 pounds or more. Weigh-in weight will be show and sale weight, no reweighs allowed. Market animals must be awarded a red ribbon or higher on the Danish system to sell in premium sale. White ribbon animals may be sent as "extras" but will not be allowed in the premium sale. Extra tagged 4-H cattle may go on truck, if room available; those animals shown at CKFF have first priority.

6. Youth with market animals must complete an "Owner Certification of Market Animals" Drug Withdrawal Certificate with regard to use of animal health aids, growth promoters or other livestock management substances at time of pre-entry. To sell an animal, owner must complete Youth for the Quality Care of Animals (YQCA) training and provide certificate number and expiration date at time of pre-entry. If Zilmax is fed to beef cattle, 4-Her may sell in the premium sale, but is responsible for selling their animal to a local butcher.

7. The Grand Champion animal from each of the four species are not required to sell in the livestock auction.

8. Intent-to-Sell cards are due immediately following completion of beef/sheep/swine/goat show. Each 4-H/FFA member who plans to participate in the Livestock Sale is responsible for obtaining and returning a completed intent-to-sell card for their animal(s) as soon as possible to the Fair Information booth or the announcers stand so the sale order can be determined. No changes will be allowed after species intent to ship/sell cards are turned in. Intent to sell/ship cards are due 30 minutes after the end of the show. Any changes must be finalized by 2 PM on Saturday or 30 minutes after the end of the swine show, whichever is earliest.

9. Animals sold in the sale may only be sent to a local butcher by the premium buyer. If not kept by the premium buyer, the animal will go to the floor buyer. Animals may not be kept by families.

10. The livestock sale committee only schedules locker appointments for those animals sold through the sale to premium buyers.

11. Extra animals may continue to be sold to the floor buyers, if they meet buyer requirements, i.e. minimum weight. Lightweight animals will only be purchased at floor buyer discretion.

12. Families are responsible for the care of animals until they go on the truck to be shipped.

13. Each 4-H/FFA member will receive a Livestock Buyer's ribbon to present to the buyer. The cost of the ribbon, postage, hosting, species check-off, and hauling may be deducted from all sale checks. Yield & Grade market beef will also have deductions for data collection.

14. Checks for all market animals will be held until all animals pass slaughter inspection and have been proven to comply with all CKFF rules. Checks will be available only after receipt of buyer thank you verification.

15. **MARKET BEEF:**

A) All 4-H market beef will be checked in 3-7 p.m. Wednesday and weighed 7-9 p.m. This one weigh-in will be show and sale weight.

B) All market beef will be sold yield and grade unless designated “butcher” by the buyer. Each 4-Her retains ownership of his or her yield and grade beef until it is slaughtered. Payment will be based on the hot carcass weight, quality grade (Prime, Choice, Select, No Roll, etc.) and yield grade (Yield Grade 1-5); dark cutters caused by age and stress bring less; tanked or rejected carcasses bring nothing.

C) Heifers may be shown in Market or Breeding, not both.

16. MARKET BARROWS: All barrows will be weighed Thursday 8 a.m. This one weigh-in will be show and sale weight. Sale barrows are numbered by superintendents Sunday evening. Extra barrows will be weighed following marking of sale barrows.

17. MARKET LAMBS: All market lambs will be weighed Wednesday 8-9 p.m. This one weigh-in will be show and sale weight. Sale lambs are numbered by superintendents on Sunday evening.

18. MARKET GOAT: All market goats will be weighed Wednesday 7-8 p.m.

19. The committee reserves the right to re-weigh any animal at any time.

20. Exception to General 4H/FFA Division Rule #7: Late entries will be accepted up to 5 days following the entry deadline when accompanied by a late fee of 10% of the last year’s average premium rounded up to the nearest \$5 increment per species.

Late fees: \$80=Sheep \$155=Swine \$255=Cattle \$60=Goats

21. Exhibitors must be present to sell an animal in the premium sale. Extenuating circumstances must be approved by a majority of the livestock sale committee. Prior arrangements must be made 24 hours before the premium auction. (Exception-family emergency.) Premium money will be forfeited if situation occurs without prior approval.

EVENTS

4-H Favorite Food Show

Hosted by the Dickinson County 4-H Family Living Committee

Friday before fair, 5:00pm – Sterl Hall

This event is open to ALL 4-Her’s, and you do not need to be enrolled in the foods project to participate.

The Favorite Food Show integrates food and nutrition knowledge into one activity. Food preparation, nutritional knowledge, table service planning, and food handling practices are all components of the Favorite Food Show.

All registrants will receive a participant gift and/or door prizes in their respective category.

Registrations are required online at **www.ckff.fairentry.com** by **Pre-Registration Deadline**.

4-H King and Queen

Superintendents Nicole Shrack & Marilyn Marston

1. Final participation numbers will be subject to the discretion of the Superintendent, Extension Office, & Fair Board. Each club may enter a King and/or Queen contestant by informing the Extension Office by June 15; each candidate will be judged separately. There must be a minimum of two candidates for a contest to be held. Contest subject to cancellation if candidates cancel and there are not two remaining candidates. The cancellation of one half of the contest will not affect the other.

2. Youth must be 14 years of age to compete in the contest. If selected as Queen/King, candidates may not run again. If selected as an attendant there is no limit to the number of years that youth may compete.

3. Contestants must be present in person or via Zoom for the contest judging and be present in person for crowning at the 4-H Public Revue. King, queen, and attendants are required to ride in the parade.

4. Contestants must submit information form and copy of updated permanent records by application deadline.

5. Contestants will be judged according to the following percentages: 50% 4-H Involvement/Leadership - 30% Interview - 20% Appearance and Presentation.

6. Business professional attire required for both king and queen candidates for interview and formal attire for queen candidates at crowning and parade. It is recommended that queen candidates be resourceful and consider borrowing formals.

7. The King/Queen and all attendants are required to be present for introduction each night of the grandstand events and assist with ribbon presentation at livestock shows throughout fair week.

8. The King and Queen are required to promote 4-H and the Central Kansas Free Fair at three other events following the Central Kansas Free Fair. These could include, but are not limited to Spring Beef Show, Spring Sheep/Swine/Goat Show, Friends of 4-H Picnic, Tri-County Fair Parade (Herington), or Chapman Labor Day Parade.

Special Awards:

1. King/Queen portraits provided by Cory Keller Photography

Backdrop Provided by Pat Little

2. Belt buckles for King and Queen sponsored by Almost Home Realty

3. Belt buckle engraving – sponsored by Next Home Unlimited

4. King/Queen awards sponsored by Central Kansas Free Fair Assn.

5. Queen & court flowers sponsored by Nicole Shrack & Marilyn Marston

4-H Ag-Olympics

Teams

This event is open to everyone, not just 4-Hers. Teams will consist of 5 individuals of any age. No more than 3 team members may be of the same gender (ex. 3 male/2 female or 3 female/2 male). Entries will be taken through noon on the Saturday of the fair at the CKFF information booth on forms provided.

Rules

Events will run in a head-to-head relay competition. Each teammate is required to do one, and only one, of the five events. Events will be completed in the order stated below. Once an event is complete, the next may not begin until the individual's hand is tagged by his or her teammate upon finishing the prior event.

Example Events (may be modified based on availability)

1. Wheelbarrow Race
An individual will push his or her teammate, who is participating in event 2, in a wheelbarrow for a designated distance. Once completed, the individual is to set the wheelbarrow down and tag his or her teammate's hand. The teammate may NOT exit the wheelbarrow until his or her hand is tagged.
2. Horseshoe Toss
After exiting the wheelbarrow, the individual will throw horseshoes from a designated distance and must do one of the following before advancing to tag his or her teammate:
 - a. Land two horseshoes touching the stake
 - b. Land one ringer
3. Bucket Carry
After being tagged, the next individual will carry two buckets for a designated distance. The weight of the buckets will be determined by age and gender.
4. Roping
After being tagged, the next individual must rope a target at a designated distance before advancing.
5. Tire Flip
After being tagged, the next individual will flip a tire three times. The size of the tire will be determined by age and gender.
6. After Event 5 is complete, all teammates must climb or jump over a round hay bale and cross the finish line. The teammate who participated in event 5 must be the first teammate to touch the bale. The first team to cross the finish line wins.

SPECIAL AWARDS:

1. Ag-Olympic Champions – Copeland Insurance

Neither the Leadership SQUAD nor any person affiliated with 4-H or CKFF will be responsible for injury or accident.

Special Champions Goat Show

1. The Champions Special Goat Showmanship allows 4-H and or FFA goat exhibitors to coach individuals on how to prepare for showing and exhibiting at the Central Kansas Free Fair. Pairing will be at the discretion of the meat goat superintendents.
2. This event is open to youth with special needs. Youth will exhibit with the help of 4-H or FFA exhibitors at the Central Kansas Free Fair. Pre-Entries will be accepted through July 1 online at <https://bit.ly/SpecialGoatShowmanship> or at the Extension Office. Please contact Chisholm Trail Extension office with any questions at (785) 263-2001.
3. Youth will need to meet at the small livestock arena on Thursday August 3, 2023, at 5:30 p.m. Youth will have 2 hours to work with goat and exhibitor. The Champions Special Goat Showmanship will start promptly at 7:30 p.m. in the small livestock arena. Each participant will receive a T-shirt and a participation ribbon.
4. Champions Special Goat Showmanship is being sponsored by: DK 4-H Leadership SQUAD, Dickinson County 4-H Foundation, and the Community Foundation of Dickinson County.

4-H/FFA ANIMALS

4-H/FFA Beef

Judging - Friday, 8 a.m., Large Livestock Arena

Superintendents Roger Forsyth, Greg Acheson

Assistant Superintendent Elizabeth Forsyth, Marcus Cox

1. Read General 4-H rules, Livestock Sale section, and Livestock Rules for Health Requirements.
2. Pre-entry in all classes due at ckff.fairentry.com by deadline. **ONLINE ENTRY REQUIRED, including Fitting and Showing Classes.** 4-H Market Livestock owner certification and drug withdrawal form plus feed and care record for market beef will be submitted with Livestock Sale Intent to Sell Cards following livestock shows.

3. Each exhibitor is limited to 3-market beef, which may consist of any combination of market steers or heifers. All must have an official 4-H tag in place and been weighed at the official county weigh-in.

A. All market beef animals must be steers or heifers. No stags or bulls allowed to show.

B. No horns or scurs allowed on market animals

C. Market beef classes will be divided per breed and weight. At time of weigh-in steers will be breed classified by superintendents. Steers will have to show typical breed characteristics as determined by the superintendents.

D. Heifer can be shown in Market or Breeding. NOT BOTH.

Requirements for each breed are as follows:

Any purebred steer that is to be shown in a breed class must have registration papers according to their respective breed association requirements or have a letter from the breeder, approved by the superintendents, that the animal meets the following requirements for each respective breed.

ANGUS: must have American Angus Association registration papers and corresponding tattoo or freeze brand.

CHAROLAIS: A Steer Certificate of exhibitor ownership is required from the American International Charolais Association (AICA) that states at least 50% Charolais parentage from either a registered purebred cow or registered purebred bull; animal will also exhibit Charolais breed characteristics.

CHIANINA: must meet registration requirements as defined by the American Chianina Association, be registered with ACA and have a legible tattoo corresponding to the registration papers.

GELBVIEH: must be 3/8 Gelbvieh or greater.

HEREFORD & POLLED HEREFORD: must be out of a registered or purebred cow. They must have a Hereford steer certificate obtained from the American Hereford Association or a Kansas Polled Hereford Association steer certificate.

LIMOUSIN: must be 50% or higher, sired by a registered Limousin bull or out of a registered purebred Limousin Cow. Steers need not be registered but exhibitors must provide a completed KLBA steer certificate obtained from the breeder.

MAINE-ANJOU: must 1/4 or higher Maine-Anjou, registered with the American Maine-Anjou Association, and have a legible tattoo corresponding to the registration papers.

RED ANGUS: must be 50% or greater from one registered parent. Steer must be 85% Red in color, polled (no scures) and display sufficient breed characteristics which match percent of registration. All steers must be properly tattooed.

Tattoos must be legible and must match the registration certificate.

SHORTHORN: must be minimum 93% Shorthorn blood and present Kansas Shorthorn Association verification certificate or American Shorthorn Association purebred registration certificate. Verification certificates are available from Kansas Shorthorn Association secretary or the steer breeder.

SIMMENTAL: 50% or higher, accompanied by an American Simmental Association performance pedigree and have legible tattoos corresponding to the accompanying performance pedigree.

AOB: (All Other Breeds) Other breed that is not recognized above

CROSSBRED STEER

MARKET HEIFER: will show by weight

SECOND-YEAR BUCKET CALF MARKET BEEF: bucket calf steer or market heifer identified with an official Kansas 4-H ear tag at the previous year CKFF.

All heifers must be permanently identified with an ear tag or tattoo. Registration ear tags must be used by breeds whose associations issue them. All heifers to show in breed classes must be accompanied by registration papers. All registered heifers must have original registration papers in the name of the exhibitor prior to July 1 of the current year. Transfer papers will not be accepted in registered classes.

ANGUS: must have American Angus Association registration papers.

CHAROLAIS: must have American International Charolais Association (AICA) registration papers.

PERCENTAGE CHAROLAISs: must be registered 50% Charolais. Heifers must meet registration requirements as defined by the American International Charolais Association (AICA) and have registration papers.

CHIANINA: Heifers must meet registration requirements as defined by the American Chianina Association, be registered with ACA and have a legible tattoo corresponding to the registration papers. This includes composite breeds: Chiangus, Chiford, Chimaine & CAX papers.

GELBVIEH: must have American Gelbvieh Association registration papers.

BALANCER®: cattle are a combination of 25% to 75% Gelbvieh and 25% to 75% or Red Angus with a maximum of 12.5% unknown or other breed. To register a Balancer® animal the sire and dam must be recorded by an officially recognized organization (AGA, American Angus Association, Red Angus Association of America, Canadian Angus Association, Canadian Gelbvieh Association) and at least 75% of the pedigree must be known and documented by the AGA and/or another officially recognized registration association.

HEREFORD: must be out of a registered or purebred cow. They must have American Hereford Association registration papers.

LIMOUSIN: must have North American Limousin Foundation registration papers.

LIM-FLEX: Animals registered as Lim-Flex must be 25 to 75% Limousin as computed by the North American Limousin Foundation and at least 25% Angus or Red Angus with a maximum allowance of another breed or unknown breed of 12.5% (1/8th).

MAINE-ANJOU: must have American Maine Anjou Association registration papers.

MAINTAINER: Animals registered as Maintainer must be 25% to 62.5% Maine-Anjou as computed by the American Maine Anjou Association with registration papers.

RED ANGUS: must have Red Angus Association registration papers.

SHORTHORN: Present registration paper with minimum 93% Shorthorn blood stated on the American Shorthorn Association certificate.

SHORTHORN PLUS: Present registration paper with 50-92% Shorthorn blood stated on the American Shorthorn Association certificate.

SIMMENTAL: Heifers must meet registration requirements as defined by the American Simmental Association. Simmental must be registered 7/8 Simmental.

FOUNDATION SIMMENTAL: Heifers must meet registration requirements as defined by the American Simmental Association Percentage Simmental must be registered at a minimum ½ Simmental, but not exceeding 7/8 Simmental.

AOB: Heifers entering AOB class must be registered (not commercial). AOB is only for breeds not otherwise represented.

COMMERCIAL: Crossbred or Non-registered. All Commercial Heifers must be tagged at the 4-H beef weigh-in and tagging except for fall-born heifers which must be tagged by a Dickinson County Extension Agent or beef superintendent by May 1.

SECOND-YEAR BUCKET CALF BREEDING HEIFER: bucket calf heifer identified with an official Kansas 4-H ear tag at the previous year CKFF

4. No cattle allowed on east side of street.
5. WEIGH TIME: Market beef will be checked in 3-7 p.m. & weighed in 7-9 p.m. Wednesday and placed into classes according to breed and weight at the discretion of the superintendents. No re-weighs allowed. Removal time: 3:00 p.m. Sunday, except sale animals.
6. Heifer check-in will be from 7-9 p.m. Wednesday.
7. All registration papers/breeders' information must be checked by a superintendent on Wednesday by 9 p.m. or animal will be placed in crossbred class.
8. Beef must be housed in the 4-H barns. NO beef will be allowed to be tied-out before 7 p.m. on Wednesday through Sunday nights of the fair. Request for tie-out before Wednesday night must be made with pre-entry or by contacting a superintendent who will assign areas with exhibitors in closed barns given first preference.
9. All 4-H Beef will be fitted for showing in the 4-H Beef exhibit area from the north end of Barn #9 to the south end of the open 4-H Beef Barn.
10. Rate of gain awards will be open to all market beef weighed at county weigh-in and exhibited at the CKFF. Calculations will be done by superintendents or Extension Office.
11. Beef carcass contest will be open to market beef exhibited at the CKFF and sold to the packer. Beef animals sent to local butchers will not be eligible for the contest. Carcass contest results will be announced once results have been received from the carcass judge.
12. Supreme and Reserve Supreme Heifers - eligible animals are heifers that have not had a calf. Champion Cow - eligible animals have had a calf, can be shown fresh or dry.
13. Show order and classes will be posted at Beef Barn.
14. No rinsing/wetting of animals in or around stalls or grassy area. Wetting of animals limited to wash rack. Misters attached to fans in stalls are allowed.
15. Show equipment may be removed before checkout on Sunday.
16. Fitting of animals is optional.
17. No big round bales or large square bales allowed in the stalls or at tie-outs.
18. Extra tagged 4-H cattle may go on the truck to the packer if room is available. Those animals shown at CKFF have first priority. Cattle must weigh at least 1000# to go on the truck to the packer.
19. Cattle under 1000# are not eligible to be shown in the grand drive.
20. Second Year Bucket Calf
 1. Must be present at the spring weigh-in
 2. Will be divided into two classes
 - a. Under 1000#
 - b. Over 1000#
 3. Must weigh over 1000# to sell in the premium sale
 4. Must weigh over 1000# to go on the truck as an extra
 5. Commercial and Crossbred second year bucket calf must show in the Second Year Bucket Calf classes
 6. Purebred second year bucket calves, with proper documentation, may choose to show in either the second-year class or the purebred class, but not both. The decision of which class the animal will be shown in must be made at the spring beef weigh-in.

SPECIAL AWARDS

1. Grand Champion Market Beef - Rick & Laura Hoffman

2. Grand Champion and Reserve Grand Champion Market Beef Banners – Clarence and Eileen Garten Memorial
3. Reserve Grand Champion Market Beef - Rick & Laura Hoffman
4. Supreme Heifer – Marcile Park & Family
5. Reserve Supreme Heifer – Marcile Park & Family
6. Champion Angus Steer – Laird and Shawna Riffel Family
7. Champion Red Angus Steer – H - F Red Angus Cattle LLC, Brian Harris & Daryl Ferguson
8. Champion Charolais Steer - Roger Forsyth Family
9. Champion Chianina Steer - Kuntz Land & Cattle
10. Champion Hereford Steer - Acheson Family Herefords
11. Champion Maine-Anjou Steer - Cole Kennels, Jeff and Toye Cole
12. Champion Maintainer Steer – Sleichter Cattle Company
13. Champion Shorthorn Steer – Nadene Lauer, in memory of Keith Lauer
14. Champion Shorthorn Plus Steer – Laird and Shawna Riffel Family
15. Champion Simmental Steer – Laird and Shawna Riffel Family
16. Champion AOB Steer – Laird & Shawna Riffel Family
17. Champion Crossbred Steer – Bogart Family Farm
18. Champion 2nd Year Bucket Calf Market Beef – Tossed N Sauced Pizza
19. Champion Market Heifer – Kenny Livingston Trucking
20. Champion Angus Heifer – Laird and Shawna Riffel Family
21. Champion Red Angus Heifer – Harms Plainview Ranch, Mark Harms
22. Champion Charolais Heifer – Roger Forsyth Family
23. Champion Chianina Heifer – Kuntz Land & Cattle
24. Champion Hereford Heifer – Donald Riffel Memorial
25. Champion Maine-Anjou Heifer – Allison Marsteller-Buechman
26. Champion Maintainer Heifer – Sleichter Cattle Company
27. Champion Shorthorn Heifer – Nadene Lauer, in memory of Keith Lauer
28. Champion Shorthorn Plus Heifer – Laird and Shawna Riffel Family
29. Champion Simmental Heifer – The Snowball Family
30. Champion Commercial Heifer – Kenny Livingston Trucking
31. Champion 2nd Year Bucket Calf Breeding Heifer – Tossed N Sauced Pizza
32. Reserve Champion 4-H/FFA Market Carcass - Robert and Linda Aylward
33. Junior Champion Beef Fitting and Showing - Westbranch Ranch
34. Intermediate Champion Beef Fitting and Showing - Westbranch Ranch
35. Senior Champion Beef Fitting and Showing - Westbranch Ranch
36. Club Award - Club group of 3 market beef - First \$15; Second \$10; Third \$5.7. Clubs may enter 2 groups - Dickinson County Bank.
37. Club Award - Herdsmanship - \$10 – J.C. Livestock Sales, Langvardt Family. Awarded to club maintaining the neatest and cleanest stalls during Fair Week. Daily inspections.
38. Rate of Gain Contest. Cash awards to top 4 market beef - (1st-\$20, 2nd-\$15, 3rd-\$10, 4th-\$5) - Pinnacle Bank
39. 4-H Market Beef Carcass Contest - \$200 in cash awards to 4-Hers - (1st-\$60, 2nd-\$35, 3rd-\$30, 4th-\$20, 5th-\$15, 6th-\$12.50, 7th-\$10, 8th-\$7.50, 9th-\$5.00, 10th-\$5.00) - Beefland - Garden City; Pinnacle Bank
40. Individual Beef Herdsman - Greg Acheson & Roger Forsyth
41. Rosette Ribbons will be awarded to top five Market Beef overall from final drive
42. Showmanship Premium - Harris Crop Insurance

MARKET BEEF STEER

(Breed Abbreviation must be part of entry) (Market Beef) A- Black Angus, CH-Charolais, CA-Chianina, GV-Gelbvieh, H-Hereford, LM-Limousin, MA-Maine Anjou, RA-Red Angus, SH-Shorthorn, SM-Simmental, AOB-All Other Breeds, XB-Crossbred, MH-Market Heifer, 2YBM-2nd Year Bucket Calf Market

101. Market Beef Steer - 1000 # and over
102. Market Beef Heifer
103. 2nd Year Bucket Calf Market Beef

Champion and Reserve Champion ribbons will be awarded to each breed, if participation warrants.

BEEF FITTING AND SHOWING

103. Junior Division (Members 7-9 years as of Jan. 1, of current year)
104. Intermediate Division (Members 10-13 years as of Jan. 1, of the current year)
105. Senior Division (Members 14 years and over as of Jan. 1, of the current year)

Champion and Reserve Champion ribbons will be awarded if participation warrants.

Champion and Reserved Champion Showmen, Intermediate and Senior Divisions, are eligible for Round Robin Showmanship Contest.

BEEF HEIFERS

*Breeding Heifers will show in the order listed below

(*Breed Abbreviation must be part of entry*) (Breeding Heifers) A-Black Angus, CH-Charolais, PC-Percentage Charolais, CH-Chianina, GV-Gelbvieh, BA-Balancer®, H-Hereford, LM-Limousin, LF-Lim-Flex, MA-Maine Anjou, MT-Maintainer, RA-Red Angus, SH-Shorthorn, SP-Shorthorn Plus, SIM-Simmental, FS-Foundation Simmental, AOB-All Other Breeds, CM-Commercial, 2YBB-2nd Year Bucket Calf Breeding

- 108. Junior Calf, born after Jan. 1, of current year
- 109. Late Senior Calf, born Nov. 1 to Dec. 31, of prior year
- 110. Early Senior Calf, born Sept. 1 to Oct. 31, of prior year
- 111. Late Summer Yearling, born July 1 to Aug. 31, of prior year
- 112. Early Summer Yearling, born May 1 to June 30, of prior year
- 113. Late Junior Yearling, Born March 1 to April 30 of prior year
- 114. Early Junior Yearling, Born Jan. 1 to Feb. 28, of prior year
- 115. Late Senior Yearling, born Sept. 1 to Dec. 31, of two years prior
- 116. Early Senior Yearling, born May 1 to Aug. 31, of two years prior
- 117. 2nd Year Bucket Calf Breeding Heifer

Champion and Reserve Champion ribbons will be awarded to each breed if participation warrants.

GROUPS

- 106. Club Group of Three (3) Market Beef. (limit 2 groups per club)

Exhibitor must be in the 4-H club of the entry, Livestock must be owned by 4-Her in the 4-H club of the entry.

4-H Bucket Calf

Conference Judging by Schedule - Saturday starting at 4:30 p.m.

Large Livestock Arena

Superintendent Bev Riffel

Assistant Superintendents Jennifer Wilson, Jennifer Andres, Jacob Andres

- 1. Read General 4-H Rules & Open Class Livestock Rule 9 Section A for Health Requirements. Must have Bucket Calf ID to Dickinson County Extension office by May 1st. One resubmission will be allowed, if needed, but must be turned into the Extension Office by July 1.
- 2. Pre-entry required by deadline. Each 4-Her will be allowed one entry in Class 125 and one entry in Class 130. For Decorator Bucket Calf Class 130 - a brief script describing the costumes must be submitted to superintendent by 7 pm Friday. **ONLINE ENTRY REQUIRED, including Decorator Class.**
- 3. Check in 3-7 p.m. Wednesday. Removal time, 3:00 p.m. Sunday.
- 4. Bucket calf may be male or female, dairy or beef, fed on bucket or bottle.
- 5. Only washing and brushing or combing is allowed. No clipping.
- 6. 4-Her, not parents, should be responsible for keeping stalls and aisles clean. All stalls are to be cleaned by dismissal time.
- 7. Class 125: judging will be by conference method based on:
 - A. What 4-Her learned about caring for and raising the calf.
 - B. Cleanliness and general health of the calf and knowledge of the 4-H'er in health-related areas.
 - C. Dairy or beef quality and conformation will not be considered, since purchase is not made on that basis.
- 8. Class 130: 4-Her and calf will be judged on costume, creativity, and overall appearance. (ribbon only - no premium)
- 9. 4-H members interested in showing their calf as a market animal in the 2nd year bucket calf class the following year must have their calf tagged following the Bucket Calf Show.

BUCKET CALF

*125. Bucket Calf

*130. Bucket Calf - Decorator Class

4-H/FFA Meat Goats

Judging, Friday, 3 p.m. – Large Livestock Arena

Check in - Wed. 3-7 p.m. – Weigh-in 7-8 p.m.

Superintendent Mackenzie Riffel

Assistant SuperintendentsLaird Riffel, Olivia Crist, Tom Lehman

ONLINE ENTRY REQUIRED, including Fitting and Showing classes by deadline. 4-H Market Livestock owner certification and drug withdrawal will be submitted with Livestock Sale Intent to Sell Cards following livestock shows.

- 1. Health Requirements:

Goats originating in Kansas must meet the general requirements.

- a. Be free of signs of active fungal (ringworm) infection, including sore mouth. If a goat is rejected, all goats transported in the same vehicle will be rejected.
 - b. All sexually intact (does & bucks) and wethers must be identified with a registered tattoo or an official USDA premise ID tag ("scrapies" tag). Kids, under 8 weeks of age, accompanying their dams, are exempt from tagging requirements.
2. Market goats must be inspected by a superintendent before being unloaded.
3. ID/Ownership:
 - a. Market goats must have an official 4-H ear tag in place and been weighed in and tagged at the county wide sheep and goat weigh in and tagging.
 - b. Breeding females must be owned by June 1, current year.
 - c. Can be any breed or combination of meat goat breeds.
 - d. An exhibitor may exhibit 3 market goats. Wethers or does can be shown in market classes. Does may be shown in market or breeding, but not both.
4. Weight: Goats must weigh a minimum of 60 pounds to be eligible for livestock sale and to show in the grand drive. No maximum weight.
5. Teeth: All goats must have baby teeth in place with no visible signs of permanent teeth.
6. Horns: Market goats must be dehorned. If horned, horns must be tipped rounded. Breeding Does should not be tipped or dehorned.
7. Grooming: Artificial coloring, paint, or powder will not be permitted for use during the entire show. Market goats must be clipped or shorn prior to their arrival. Touch-up clipping only will be allowed.
8. Shearing: Is required with an equal amount of hair above the knee and hock.
9. Bracing: Goats must be shown with all four feet on the ground. Exhibitors may use a collar, a collar with a short lead, or a halter when showing. Medium/3 mm or smaller pinch collars will be allowed. The show superintendent has the right to interpret this rule.
10. Goats must be trained to lead with halter or neck chain/lead. Animals unable to be led in normal fashion will be disqualified.
11. Communicable Disease/Club Lamb Fungus: Goats will be visually inspected for sore mouth, ringworm and general health before they will be allowed to unload. This procedure is necessary to ensure that communicable diseases are not passed to other animals or participants. If an animal is found to be infected with sore mouth or active ringworm lesions, that animal will not be allowed to unload and all goats transported in the same vehicle will be rejected.
12. All market goats must be born after January 1 of current year.

SPECIAL AWARDS

1. Junior Fitting & Showing Market Goat – Hedgewood Prairie
2. Intermediate Fitting & Showing Market Goat – Hedgewood Prairie
3. Senior Fitting & Showing Market Goat – Hedgewood Prairie
4. Grand Champion - Market Goat – Aker Farms – Dan and Jean Ann Aker
5. Reserve Champion - Market Goat – Ben Aker and Joe Aker
6. Champion - Breeding Doe – Bulk Livestock
7. Grand Champion and Reserve Grand Champion Meat Goat Banners – Clarence and Eileen Garten Memorial
8. Reserve Champion – Breeding Doe – Bulk Livestock
9. Club Pen of 3 - 1st-\$20; 2nd-\$15; 3rd-\$10 – Hedgewood Prairie
10. Rate of gain - 1st-\$20; 2nd-\$15; 3rd-\$10; 4th-\$5 - Traskowsky Farms - Fred and Jeanne Traskowsky, and Cole Kennels-Jeff and Toye Cole
11. Individual Herdsmanship Award – Bulk Livestock
12. Club Herdsmanship Award – Bulk Livestock
13. Showmanship Premiums - Harris Crop Insurance

MEAT GOAT FITTING AND SHOWING

163. Jr. Division (7-9 years as of Jan. 1, of the current year)
164. Int. Division (10-13 years as of Jan. 1, of the current year)
165. Sr. Division (14 years and over as of Jan. 1, of the current year)

MARKET

166. Classes divided by weight.

Grand Champion and Reserve Grand Rosettes.

BREEDING

Shown by weights in weight divisions

167. Doe, Born after Jan. 1 of current year
168. Senior doe, born Aug. 1 – Dec. 31 of prior year
169. Yearling doe, Jan. 1 of prior year - July 31 of prior year
170. 2-year-old doe born Aug. 1 of prior year - July 31 of two years prior
171. Aged doe born prior to August 1, of two years prior

Breed Champions and Reserve Champions Ribbons

Grand Champion and Reserve Grand Rosettes

GROUPS

172. Club Pen of 3 market goats (*limit of 2 pens per club*)

4-H/FFA Sheep

Judging - Friday - Breeding Sheep 5:00 p.m., Market Lambs 6:30 p.m.

Breeding - Small Livestock Arena, Market – Large Livestock Arena

Superintendents Kevin Harris, Sherry Reinhardt

Assistant Superintendent..... SaRae Roberts

1. Read general 4-H rules, livestock sale, and livestock rules for health requirements. All sheep must be inspected by a superintendent before unloading. Check in: Wednesday 3-7 p.m. - Weigh in: 8 - 9 p.m. Exhibitor meeting will be held prior to start of weigh-in. Sheep suspected of fungus or sore mouth may be further inspected by a veterinarian. If any lamb is rejected, all sheep transported in the same vehicle could be rejected. All ewes, wethers, and rams must have an official USDA scrapie tag in place to unload and show. Sale lambs are numbered by superintendents Sunday evening.
2. **ONLINE ENTRY REQUIRED, including Fitting and Showing by deadline.** 4-H Market Livestock owner certification and drug withdrawal will be submitted with Livestock Sale Intent to Sell Cards following livestock shows.
3. Removal Time: 3:00 p.m. Sunday.
4. Exhibitors may show three (3) market lambs in 4-H division, no limit on number of breeding shown.
5. Both wether and ewe lambs will be eligible to show in the market class; however, ewe lambs tagged and weighed as market lambs will not be eligible to show in the breeding class.
6. Market lambs must have an official 4-H ear tag in place and been weighed in at the official county weigh-in.
7. Market lambs should be shown in short fleece, shorn one week or less ahead of the fair. No shearing of sheep will be allowed on the fairgrounds **except for touch up shearing which is approved only by the sheep superintendent(s) and can only be done by the exhibitor or parent of the exhibitor.** At the time of weigh in and showing, all market lambs must be slick shorn with an even length of wool covering above the hock and knee (**head on certain breeds excluded**). Wool length should not exceed .2 inch, lambs with excessive or uneven wool cover will not be weighed or checked in until shorn to meet the satisfaction of the Sheep Superintendent.
8. During the judge's inspection, all four feet of the animal are to be in contact with the ground.
9. Lambs will be broken by breeds, then weights and number of exhibits. Show classes will be posted at sheep barn.
10. All market lambs must be born after January 1 of current year.

SPECIAL AWARDS

1. Grand Champion Market Lamb - Jim Nelssen Family
2. Reserve Grand Champion Market Lamb - Rick & Laura Hoffman
3. Grand Champion and Reserve Grand Champion Market Lamb Banners – Clarence and Eileen Garten Memorial
4. Grand Champion Breeding Ewe – Jason & Carrie Hill Family
5. Reserve Grand Champion Breeding Ewe – Abeldt Club Lambs
6. Champion Dorset Market Lamb – Hill Show Lambs
7. Champion Hampshire Market Lamb – Josh & Megan Muller
8. Champion Natural Market Lamb - Phil & Ellen Whitehair
9. Champion Southdown Market Lamb – John Hultgren & Sherry Reinhardt
10. Champion Speckle Market Lamb - John Hultgren & Sherry Reinhardt
11. Champion Suffolk Market Lamb – Kevin Harris Farms
12. Champion Shropshire Market Lamb - John Hultgren & Sherry Reinhardt
13. Champion AOB Market Lamb - Al & Mary Jones
14. Champion Crossbred Market Lamb – Kevin Harris Farms
15. Champion Dorset Breeding Ewe – Hill Show Lambs
16. Champion Hampshire Breeding Ewe – J.W. Romberger Family
17. Champion Natural Breeding Ewe - John Hultgren & Sherry Reinhardt
18. Champion Southdown Breeding Ewe – John Hultgren & Sherry Reinhardt
19. Champion Speckle Breeding Ewe - John Hultgren & Sherry Reinhardt
20. Champion Suffolk Breeding Ewe –Kevin Harris Farms
21. Champion Shropshire Breed Ewe - John Hultgren & Sherry Reinhardt
22. Champion AOB Breeding Ewe - Al & Mary Jones
23. Champion Crossbred Breeding Ewe – Kevin Harris Farms
24. Junior Champion 4-H Sheep Fitting and Showing - Merle & Janet Hoskins
25. Intermediate Champion 4-H Sheep Fitting and Showing – Josh & Megan Muller
26. Senior Champion 4-H Sheep Fitting and Showing - J.W. Romberger Family
27. Herdsmanship Club Award - \$10 - Craig & Vicky Chamberlin
28. Herdsmanship Individual Award – Aaron & Jenny Abeldt

29. Rate of Gain - 5 places, 1st-\$15, 2nd-\$12.50, 3rd-\$10, 4th-\$8.50, 5th-\$4, - Wilson Hay Farm & Aker Farms – Dan & Jean Ann Aker
30. Club Group of 3 Market Lambs, 1st-\$15, 2nd-\$10, 3rd-\$5 - Harris Crop Insurance
31. Exhibitor Pen of 3 Market Lambs, 1st-\$20, 2nd-\$15, 3rd-\$10 - Lowell & Jean Abeldt Memorial
32. Rosette ribbons will be awarded to the top five Market Lambs all from the final drive and to grand and reserve grand champion breeding ewes
33. Showmanship Premiums - Harris Crop Insurance

(Breed Abbreviation must be part of entry) DT-Dorset, HP-Hampshire, SF-Suffolk, NC-Natural Color, S-Speckled Face, SD-Southdown, XB-Crossbred, AOB-All Other Breeds

MARKET LAMBS

301. Market Lambs, 90 pounds or more

BREEDING SHEEP

- 302 Aged Ewe over 1 year old
- 303 Yearling Ewe
- 304 Ewe lamb dropped Jan 1 and after of current year
- 305 Ewe lamb dropped Oct. 1 – Dec 31 of previous year
- 306 Ram lamb dropped Jan 1 and after of current year

Champion and Reserve Champion ewe and ram for each breed will be named if quality warrants.

FITTING AND SHOWING

307. Junior Division (Members 7-9 as of Jan. 1, of the current year)
308. Intermediate (Members 10-13 years as of Jan. 1, of the current year)
309. Senior division (Members 14 years and older as of Jan. 1, of the current year)

Champion and Reserve Champion ribbons will be awarded if participation warrants. Champion and Reserve Champion Showmen, Intermediate and Senior Divisions, are eligible for Round Robin Showmanship Contest.

GROUPS

310. Club Group of Three Market Lambs (limit 2 groups per club)
311. Exhibitor Pen of Three Market Lambs owned and exhibited by one 4-H member

4-H/FFA Swine

Judging - Saturday, 8 a.m. Small Livestock Arena

Superintendents Loran Lefert, Nathan Zook, Kris Bogart, Dr. Trevor Martin

1. Read general 4-H rules, livestock sale and livestock rules for health requirements.
2. **ONLINE ENTRY REQUIRED at ckff.fairentry.com, including Fitting and Showing by deadline.** 4-H Market Livestock owner certification and drug withdrawal will be submitted with Livestock Sale Intent to Sell Cards following livestock shows.
3. Each exhibitor will be limited to 2 entries per breed class or a maximum of 3 market barrows and 2 breeding gilts.
 - a. Market barrows must have been identified and tagged with an official 4-H ear tag by county deadline. That official ear tag must be in place at time of entry.
 - b. All swine (market barrow/breeding gilt) to be shown as purebred must be ear notched using the universal notching system recognized by purebred swine associations.
 - c. All stags or boars will be disqualified and removed from the fair premises.
 - d. Market Swine may not show in both 4-H and open class divisions.

4. Check-in time: 5 - 10 p.m. Wednesday

Weigh-In: Thursday 8 a.m.

No Reweighs allowed. This one weigh-in will be show & sale weight for livestock sale.

Removal time: 3:00 p.m. Sunday. For market swine, other than livestock sale animals, this is a non-terminal show. If you do not take extra swine home and choose to sell to the packer/buyer for the livestock sale animals, you must re-weigh extra swine (time to be announced) and you will be paid for actual weight.

5. Market Barrow Weights - Class 325 Minimum 217# - Maximum 303# - NO TOLERANCE. Lightweight Class (216# & under) and Heavyweight Class (304# & up) will NOT be allowed to show for any Grand and Reserve or sell in the Livestock Premium Sale.
6. Total body clipping of swine entries is allowed, but there will be no clipping allowed on the fairgrounds. Any exhibitor that violates this rule will have their entire family's swine exhibit disqualified.
7. Show order will be posted at swine barn. The placement of showmanship will be determined by superintendents prior to swine weigh-in.
8. Small Livestock Arena will be locked until show time.
9. Superintendents will break gilt classes at their discretion.

SPECIAL AWARDS

1. Grand Champion Barrow - Rick & Laura Hoffman
2. Reserve Grand Champion Barrow - Rick & Laura Hoffman
3. Grand Champion and Reserve Grand Champion Banners – Clarence and Eileen Garten Memorial

4. Grand Champion Breeding Gilt - Lorson Seed Sales - Bryon & DeDe Lorson
 5. Reserve Grand Champion Breeding Gilt - Lefert Family
 6. Champion Berkshire Market Barrow - Aker Farms, Dan and Jean Ann Aker
 7. Champion Chester White Market Barrow - Mt. Ayr Go-Getters 4-H Club
 8. Champion Duroc Market Barrow – Jerry Sleichter Family
 9. Champion Hampshire Market Barrow – Bogart Family Farm
 10. Champion Poland China Market Barrow – Tim Strunk & Wyatt Thompson
 11. Champion Spot Market Barrow – Tim Strunk & Wyatt Thompson
 12. Champion Yorkshire Market Barrow – Bogart Family Farm
 13. Champion Crossbred Market Barrow – Kris & Katie Bogart Family
 14. Champion Tamworth Market Barrow – Katy Slough
 15. Rosette Ribbons will be awarded to the top five Market Barrows overall from final drive
 16. Showmanship Premiums - Harris Crop Insurance
 17. Champion Market Swine Traveling Trophy in memory of Allyn Thompson – Rice Family
 18. Junior Champion 4-H Swine Fitting and Showing – Tim Strunk & Wyatt Thompson
 19. Intermediate Champion 4-H Swine Fitting and Showing – Andy & Allison Buechman Family
 20. Senior Champion 4-H Swine Fitting and Showing – Tim Strunk & Wyatt Thompson
 21. Sr. Champion 4-H Swine Fitting and Showing - \$10 Cash Award in Memory of Brad Lauer
 22. Herdsmanship Club Award - \$10 Tim Strunk & Wyatt Thompson (Judged daily)
 23. Pen of 3 -Cash Awards to 4-H'er, 1st-\$25; 2nd -\$20, 3rd-\$15, 4th-\$10 - Tim Strunk & Wyatt Thompson
- (Breed Abbreviation must be part of entry.)* CW-Chester White, DR-Duroc, HP-Hampshire, PC-Poland China, SP-Spot, YK-Yorkshire, BK-Berkshire, XB-Crossbred & AOB- All Other Breeds

SWINE

325. Market Barrow (217-303 pounds)

Champion and Reserve Champion ribbons will be awarded to each breed if quality warrants.

328. Breeding Gilt farrowed after Jan. 1 of the current year.

Champion and Reserve Champion ribbons will be awarded to each breed if quality warrants.

SWINE FITTING AND SHOWING

330. Junior Division (Members 7-9 as of Jan. 1, of the current year)

331. Intermediate Division (Members 10-13 years of age as of Jan. 1, of the current year)

332. Senior Division (Members 14 year and older as of Jan. 1, of the current year)

Champion and Reserve Champion ribbons will be awarded if participation warrants.

Champion and Reserve Champion Showmen, Intermediate and Senior Divisions, are eligible for Round Robin Showmanship Contest.

GROUPS

333. Pen of 3 Barrows - at least 2 breeds owned and exhibited by one 4-H member.

4-H/FFA Dairy

Judging - Friday, 8:30 a.m., Small Livestock Arena

Superintendent Dusty Emig

1. Read General 4-H rules & open class livestock rule 9 section A for health requirements.
2. Pre-entry due by deadline at ckff.fairentry.com. **ONLINE ENTRY REQUIRED, including Fitting and Showing classes.**
3. Check in 3-7 p.m., Wednesday; Removal time 3:00 p.m. Sunday. Cows in milk will be allowed to enter and leave on show day.
4. Junior and Senior Champion and Reserve Champion ribbons will be awarded to each breed if quality so warrants.

SPECIAL AWARDS

1. Champion 4-H Holstein - LaVerne and Jeanette Myers
2. Junior Champion 4-H Dairy Fitting and Showing - Jessica, Stephanie and Wade Beemer.
3. Senior Champion 4-H Dairy Fitting and Showing - Jessica, Stephanie and Wade Beemer
4. Showmanship Premium - Harris Crop Insurance

DAIRY

Holstein

2000. Junior Calf, born after March 1 to June 30, current year

2001. Intermediate Calf, born Dec. 1 of prior year to last day of Feb. of current year

2002. Senior Calf, born Sept. 1 of prior year to Nov. 30 of prior year

2003. Summer Yearling Heifer, born June 1 to Aug. 31 of prior year

2004. Junior Yearling Heifer, born March 1 to May 31 of prior year

2005. Winter Yearling Heifer, born Dec. 1 of two years prior to last day of Feb of prior year
2006. Senior Yearling Heifer, born Sept. 1 to Nov. 30 of two years prior
2007. Dry Cow, Any Age
2008. Junior Two-Year-Old Cow, born March 1 to Aug. 31 of two years prior
2009. Senior Two-Year-Old Cow, born Sept 1 of three years prior to last day of Feb. two years prior
2010. Junior Three-Year-Old Cow, born March 1 to Aug. 31 of three years prior
2011. Senior Three-Year-Old Cow, born Sept 1 of four years prior to the last day of Feb. of three years prior
2012. Four-Year-Old Cow, born Sept. 1 of five years prior to Aug. 31 of four years prior
2013. Five-Year-Old Cow, born Sept 1 of six years prior to Aug. 31 of five years prior
2014. Aged Cow, born before Sept. 1 of six years prior

Jersey

2040. Junior Calf, born after March 1 of current year
2041. Intermediate Calf, born Dec. 1 of prior year to last day of Feb. of current year
2042. Senior Calf, born Sept. 1 of prior year to Nov. 30 of prior year
2043. Summer Yearling Heifer, born June 1 to Aug. 31 of prior year
2044. Junior Yearling Heifer, born March 1 to May 31 of prior year
2045. Winter Yearling Heifer, born Dec. 1 of two years prior to last day of Feb of prior year
2046. Senior Yearling Heifer, born Sept. 1 to Nov. 30 of two years prior
2047. Dry Cow, Any Age
2048. Junior Two-Year-Old Cow, born March 1 to Aug. 31 of two years prior
2049. Senior Two-Year-Old Cow, born Sept 1 of three years prior to last day of Feb. two years prior
2050. Junior Three-Year-Old Cow, born March 1 to Aug. 31 of three years prior
2051. Senior Three-Year-Old Cow, born Sept 1 of four years prior to the last day of Feb. of three years prior
2052. Four-Year-Old Cow, born Sept. 1 of five years prior to Aug. 31 of four years prior
2053. Five-Year-Old Cow, born Sept 1 of six years prior to Aug. 31 of five years prior
2054. Aged Cow, born before Sept. 1 of six years prior

Milking Shorthorn – (All animals must be registered in the American Milking Shorthorn Society.)

2060. Junior Calf, born after March 1 of current year
2061. Intermediate Calf, born Dec. 1 of prior year to last day of Feb. of current year
2062. Senior Calf, born Sept. 1 of prior year to Nov. 30 of prior year
2063. Summer Yearling Heifer, born June 1 to Aug. 31 of prior year
2064. Junior Yearling Heifer, born March 1 to May 31 of prior year
2065. Winter Yearling Heifer, born Dec. 1 to last day of Feb. of prior year
2066. Senior Yearling Heifer, born Sept. 1 to Nov. 30 of two years prior
2067. Dry Cow, Any Age
2068. Junior Two-Year-Old Cow, born March 1 to Aug. 31 of two years prior
2069. Senior Two-Year-Old Cow, born Sept 1 of three years prior to last day of Feb. two years prior
2070. Senior Three-Year-Old Cow, born Sept 1 of four years prior to Aug. 31 of three years prior
2071. Four-Year-Old Cow, born Sept. 1 of five years prior to Aug. 31 of four years prior
2072. Five-Year-Old Cow, born Sept 1 of six years prior to Aug. 31 of five years prior
2073. Aged Cow, born before Sept. 1 of six years prior

Ayrshire

2080. Junior Calf, born after March 1 of current year
2081. Intermediate Calf, born Dec. 1 of prior year to last day of Feb. of current year
2082. Senior Calf, born Sept. 1 of prior year to Nov. 30 of prior year
2083. Summer Yearling Heifer, born June 1 to Aug. 31 of prior year
2084. Junior Yearling Heifer, born March 1 to May 31 of prior year
2085. Winter Yearling Heifer, born Dec. 1 of two years prior to the last day of Feb. of prior year
2086. Senior Yearling Heifer, born Sept. 1 to Nov. 30 of two years prior
2087. Dry Cow, Any Age
2088. Junior Two-Year-Old Cow, born March 1 to Aug. 31 of two years prior
2089. Senior Two-Year-Old Cow, born Sept 1 of three years prior to last day of Feb. two years prior
2090. Three-Year-Old Cow, born Sept. 1 of four years prior to Aug. 31 of three years prior
2091. Four-Year-Old Cow, born Sept. five years prior to Aug. 31 of four years prior
2092. Five-Year-Old Cow, born Sept 1 of six years prior to Aug. 31 of five years prior
2093. Aged Cow, born before Sept. 1 of six years prior

Brown Swiss

2100. Junior Calf, born after March 1 of current year
2101. Intermediate Calf, born Dec. 1 of prior year to last day of Feb. of current year

- 2102. Senior Calf, born Sept. 1 of prior year to Nov. 30 of prior year
- 2103. Summer Yearling Heifer, born June 1 to Aug. 31 of prior year
- 2104. Junior Yearling Heifer, born March 1 to May 31 of prior year
- 2105. Winter Yearling Heifer, born Dec. 1 of two years prior to last day of Feb. of prior year
- 2106. Senior Yearling Heifer, born Sept. 1 to Nov. 30 of two years prior
- 2107. Dry Cow, Any Age
- 2108. Junior Two-Year-Old Cow, born March 1 to Aug. 31 of two years prior
- 2109. Senior Two-Year-Old Cow, born Sept 1 of three years prior to last day of Feb. two years prior
- 2110. Junior Three-Year-Old Cow, born March 1 to Aug. 31 of three years prior
- 2111. Senior Three-Year-Old Cow, born Sept 1 of four years prior to the last day of Feb. of three years prior
- 2112. Four-Year-Old Cow, born Sept. five years prior to Aug. 31 of four years prior
- 2113. Five-Year-Old Cow, born Sept 1 of six years prior to Aug. 31 of five years prior
- 2114. Aged Cow, born before Sept. 1 of six years prior

DAIRY FITTING AND SHOWING

*144. Junior Division (members 13 years and under as of Jan. 1, of the current year)

*145. Senior Division (members 14 and over as of Jan. 1, of the current year)

Champion and Reserve Champion ribbons will be awarded if participation warrants.

Champion and Reserve Champion Showmen, Junior (age 10 and above) and Senior Divisions, are eligible for Round Robin Showmanship Contest.

4-H/FFA Dairy Goat

Judging-Friday, following dairy cattle at 8:30 a.m., Small Livestock Arena

Judging – Friday at 8:30 a.m., Small Livestock Arena

Superintendent Ashley Dester

Assistant Superintendent.....Bill Jackson

1. Read general 4-H rules and livestock rules for health requirements. Check-In and inspection time, 3-7 p.m. Wednesday. All dairy goats must be inspected by Superintendent before unloading. Removal time, 3:00 p.m. Sunday.
2. Pre-entry due by deadline at ckff.fairentry.com. Note breed of goat and barn name of each animal. **ONLINE ENTRY REQUIRED, including Fitting and Showing Classes.**
3. Exhibitors are limited to two (2) animals per class, regardless of breed.
4. Exhibitors are limited to eight (8) entries total.
5. Exhibitors are requested to be neatly and appropriately attired (preferably in white) when showing their animals.
6. Dairy goats must be dehorned or disbudded.
7. For showmanship – only dairy does are allowed to be handled.
8. Animals must be registered in the name of the 4-Her or show as recorded grades.
9. Must be 3 or more in a breed or will show under “all other purebreds”

SPECIAL AWARDS

1. Best Doe of Show - Ray and Kathy Hoffman Family
2. Junior Champion Dairy Goat - Pinnacle Bank
3. Senior Champion Dairy Goat - Cream of Kansas, TeCoa Seibert
4. 4-H Dairy Goat Fitting and Showing Junior Champion - Robert & Judy Parsons
5. 4-H Dairy Goats Fitting and Showing Intermediate Champion-Bill & Amy Jackson
6. 4-H Dairy Goat Fitting and Showing Senior Champion – Robert & Judy Parsons
7. Showmanship Premiums — Harris Crop Insurance
8. Best club group of 3 females – cash award – total payout \$25 - AKBJ Dairy Goats, Karla and Doug Riekeman
9. Champion and Reserve Champion Ribbons will be awarded to each breed if participation warrants

DAIRY GOAT

*149. Club group of 3 females (limit of 2 pens per club)

Alpine

- 2210. Junior doe, birth date after April 1 of current year
- 2211. Junior doe, birth date from March 1 to March 31 of current year
- 2212. Junior doe, birth date from Sept. 16 of two years prior to the last day of Feb. of current year
- 2213. Junior doe, birth date from Sept. 16 of three years prior to Sept. 15 of two years prior
- 2214. Senior doe, 2 years and under in milk or previously freshened
- 2215. Senior doe, 3 years of age in milk or previously freshened
- 2216. Senior doe, 4 years of age in milk or previously freshened
- 2217. Senior doe, 5 years of age in milk or previously freshened
- *158A. Wether, 3 months and under 12 months

LaMancha

- 2220. Junior doe, birth date after April 1 of current year
- 2221. Junior doe, birth date from March 1 to March 31 of current year
- 2222. Junior doe, birth date from Sept. 16 of two years prior to the last day of Feb. of current year
- 2223. Junior doe, birth date from Sept. 16 of three years prior to Sept. 15 of two years prior
- 2224. Senior doe, 2 years and under in milk or previously freshened
- 2225. Senior doe, 3 years of age in milk or previously freshened
- 2226. Senior doe, 4 years of age in milk or previously freshened
- 2227. Senior doe, 5 years of age in milk or previously freshened
- *158L. Wether, 3 months and under 12 months

NIGERIAN DWARF

- 2230. Junior doe, birth date from April 1 of current year to show date.
- 2231. Junior doe, birth date from March 1 to March 31, 2021.
- 2232. Junior doe, birth date from September 16, 2020 to February 28, 2021.
- 2233. Junior doe, birth date from September 16, 2019 to September 15, 2020.
- 2234. Senior doe, 2 years and under in milk or previously freshened.
- 2235. Senior doe, 3 years of age in milk or previously freshened.
- 2236. Senior doe, 4 years of age in milk or previously freshened.
- 2237. Senior doe, 5 years and older in milk or previously freshened.

Nubian

- 2260. Junior doe, birth date after April 1 of current year
- 2261. Junior doe, birth date from March 1 to March 31 of current year
- 2262. Junior doe, birth date from Sept. 16 of two years prior to the last day of Feb. of current year
- 2263. Junior doe, birth date from Sept. 16 of three years prior to Sept. 15 of two years prior
- 2264. Senior doe, 2 years and under in milk or previously freshened
- 2265. Senior doe, 3 years of age in milk or previously freshened
- 2266. Senior doe, 4 years of age in milk or previously freshened
- 2267. Senior doe, 5 years of age in milk or previously freshened
- *158N. Wether, 3 months and under 12 months

Oberhasli

- 2270. Junior doe, birth date after April 1 of current year
- 2271. Junior doe, birth date from March 1 to March 31 of current year
- 2272. Junior doe, birth date from Sept. 16 of two years prior to the last day of Feb. of current year
- 2273. Junior doe, birth date from Sept. 16 of three years prior to Sept. 15 of two years prior
- 2274. Senior doe, 2 years and under in milk or previously freshened
- 2275. Senior doe, 3 years of age in milk or previously freshened
- 2276. Senior doe, 4 years of age in milk or previously freshened
- 2277. Senior doe, 5 years of age in milk or previously freshened
- *158O. Wether, 3 months and under 12 months

All Other Purebreds (Saanen, Sable, and Toggenburg)

- 2240. Junior doe, birth date after April 1 of current year
- 2241. Junior doe, birth date from March 1 to March 31 of current year
- 2242. Junior doe, birth date from Sept. 16 of two years prior to the last day of Feb. of current year
- 2243. Junior doe, birth date from Sept. 16 of three years prior to Sept. 15 of two years prior
- 2244. Senior doe, 2 years and under in milk or previously freshened
- 2245. Senior doe, 3 years of age in milk or previously freshened
- 2246. Senior doe, 4 years of age in milk or previously freshened
- 2247. Senior doe, 5 years of age in milk or previously freshened
- *158OP. Wether, 3 months and under 12 months

Recorded Grades

- 2250. Junior doe, birth date after April 1 of current year
- 2251. Junior doe, birth date from March 1 to March 31 of current year
- 2252. Junior doe, birth date from Sept. 16 of two years prior to the last day of Feb. of current year
- 2253. Junior doe, birth date from Sept. 16 of three years prior to Sept. 15 of two years prior
- 2254. Senior doe, 2 years and under in milk or previously freshened
- 2255. Senior doe, 3 years of age in milk or previously freshened

2256. Senior doe, 4 years of age in milk or previously freshened
 2257. Senior doe, 5 years of age in milk or previously freshened
 *158R. Wether, 3 months and under 12 months

Unregistered Grades

- *210. Junior doe, birth date after April 1 of current year
 *211. Junior doe, birth date from March 1 to March 31 of current year
 *212. Junior doe, birth date from Sept. 16 of prior year to last day of Feb. of current year
 *213. Junior doe, birth date from Sept. 16 of three years prior to Sept. 15 of two years prior
 *214. Senior doe, 2 years and under in milk or previously freshened
 *215. Senior doe, 3 years of age in milk or previously freshened
 *216. Senior doe, 4 years of age in milk or previously freshened
 *217. Senior Doe, 5 years and older in milk or previously freshened
 *158U. Wether, 3 months and under 12 months

SHOWMANSHIP

- *160. Junior Division (members 7-9 years as of Jan. 1, of the current year)
 *161. Intermediate Division (members 10-13 years as of Jan. 1, of the current year)
 *162. Senior Division (members 14 and over as of Jan. 1, of the current year)

Champion and Reserve Champion ribbons will be awarded if participation warrants.

Champion and Reserve Champion Showmen, Junior (age 10 and above) and Senior Divisions, are eligible for Round Robin Showmanship Contest.

4-H/FFA Equine

Thursday 8:00 a.m. – Halter, Showmanship, Equine Riding, Ranch, Timed Events

Superintendent..... Darcy Tweady

Assistant Superintendents..... Olivia Crist

SPECIAL RULES

1. Read General 4-H rules & livestock rules for health requirements.
2. Pre-entry due by deadline at ckff.fairentry.com. Equine's common name must be on all entries or you will not be allowed to show.

ONLINE ENTRY REQUIRED, including Showmanship.

3. 4-H Equine check-in time: Wednesday 3-7 p.m. Removal time: 3 p.m. Sunday. Horse Entries may be released Saturday at 8 AM and return Sunday for the Open Class Horse Show
4. ID's and class entries will be verified at check-in time when stalls are assigned. All 4-H/FFA equine must be stalled in designated 4-H/FFA horse stalls or they will not be allowed to show in the 4-H/FFA Division.
5. Age of equine is figured from Jan. 1.
6. Exhibitor must be enrolled in the 4-H/FFA equine project and have a properly completed equine identification certificate(s) on file at Extension Office as of June 1.
7. An equine may be shown by two family members that have completed an identification certificate for the same equine: however, no equine may be entered and shown twice in one class.
8. Walk-trot classes: Horse/Rider combo cannot be entered in any other performance class that requires them to lope: excludes timed events.
9. Halter class: Exhibitors will be assigned an exhibitor number. Riding class: Exhibitor will have two identical exhibitor numbers - one for each side of the saddle pad.
10. The Kansas 4-H Horse Show dress code is mandatory for all classes:

WESTERN DIVISION - Clothing and Equipment:

- Riders shall wear western hat, long sleeved shirts, trousers and western boots. The use of gloves, ties, spurs, chaps shall be optional.
- The use of protective gear, in place of a hat, is the optional choice of the exhibitors.
- A western saddle and bridle is required.
- Tapaderos are prohibited.
- Equine will be ridden with a snaffle, curb, spade, half breed bit or with a rawhide, leather or rope hackamore (bosal). Bosals or nosebands are not permitted with a bit. Silver or fancy equipment will not count over good, clean working equipment.
- Spurs should be dull ended or free rowel moving.

ENGLISH DIVISION - SADDLE SEAT - Clothing and Equipment

- Jodhpur pants or skirt • Flat saddle
- Coat • Shirt and tie
- Full bridle, single curb single snaffle, or Pelham
- Saddle derby, soft hat, top hat or protective headgear required in all other classes.

- In equitation classes, informal conservative colors are suggested, including black, blue, gray, pants should be of same color. Day coats are not recommended in equitation classes.
- In pleasure classes, a day coat or coat of contrasting color to the jodhpurs may be worn.
- Informal matching equitation suit is also acceptable in pleasure classes.

11. Superintendent may combine halter and/or performance classes to provide competition.
12. Entry in a halter class is required to qualify for high point.
13. Show management reserves the right to dismiss any animal from the arena and/or the fairgrounds if deemed unsafe.
14. **Rodeo contestants only in the 4-H Horse Arena from 6 p.m. until 9 p.m. Wednesday, Thursday, and Friday.**

EQUINE AWARD SPONSORS:

Halter:

1. Grand Champion Equine – Bryon & DeDe, Lorson,
Reserve Grand Champion – Sarah Brown
2. Champion & Reserve Champion Mare - Teddi, Scott, Mitzi & Linda Bankes
3. Champion & Reserve Champion Gelding – West Ranch, LLC

Showmanship Champion & Reserve Champion:

4. Junior – Astra Insurance, Chapman
5. Intermediate – Astra Insurance, Chapman
6. Senior – Astra Insurance, Chapman

Horseless Horse Showmanship Champion & Reserve Champion:

7. All ages - Robert & Judy Parsons, Hugoton-in memory of Paloma Picasso

English Equitation Champion & Reserve Champion:

8. Junior – Lazy KT Design
9. Intermediate – Lazy KT Design
10. Senior – Lazy KT Design

English Pleasure Champion & Reserve Champion:

11. Junior - Dawne Darling
12. Intermediate - Dawne Darling
13. Senior - Dawne Darling

Western Pleasure Champion & Reserve Champion:

14. Junior - Pinnacle Bank
15. Intermediate – Tossed N Sauced
16. Senior - Richard Danner, Danner Funeral Home

Western Horsemanship Champion & Reserve Champion:

17. Junior - Dickinson County Bank
18. Intermediate - Pinnacle Bank
19. Senior - Karl Trucking, Cody Karl

Walk/Trot Western Pleasure Champion & Reserve Champion:

20. Walk/Trot - Caryvale Stables, Carol Plybon

Walk/Trot Horsemanship:

21. Champion – Mt. Ayr Go-Getters 4-H Club
22. Reserve Champion – Lazy KT Design

Poles Champion & Reserve Champion:

23. Junior - Dickinson County Bank
24. Intermediate - Dickinson County Bank
25. Senior - Dickinson County Bank

Barrels Champion & Reserve Champion:

26. Junior - Farmers & Ranchers Livestock Commission Co., Donna & Mike Samples
27. Intermediate - Tossed N Sauced
28. Senior – Tossed N Sauced

Flags Champion & Reserve Champion:

29. Junior - Briggan & Bronson Karl, Blade Overturf
30. Intermediate - Tossed N Sauced
31. Senior - Tossed N Sauced

Ranch Horse Rail Champion & Reserve Champion:

32. Junior – Mt. Ayr Go-Getters 4-H Club
33. Intermediate: Champion – Mt. Ayr Go-Getters 4-H Club, Reserve – Banner Farm & Home Fencing
34. Senior – Mt. Ayr Go-Getters 4-H Club

Ranch Horse Pattern Champion & Reserve Champion:

35. Junior – Lazy KT Design
36. Intermediate: Champion – Lazy KT Design, Reserve - Banner Farm & Home Fencing
37. Senior – Lazy KT Design

38. Herdsmanship Awards: 1st, \$20 - Dickinson County Bank; 2nd, \$15 - Sheila Beemer; 3rd, \$10 – Bryon & DeDe Lorson
Scoring: (Stalls will be checked daily Thursday-Monday)

1. Best kept stalls and individuality
2. Sportsmanship
3. Appearance (yours & your equine)
4. Club Teamwork

39. Decorated Stall Contest – 1st-\$15, 2nd-\$10, 3rd-\$5 – Linda Kuntz Memorial

40. All Around Champion Junior – Lang Farm

41. All Around Champion Intermediate – Billy & Joycelyn Randle

42. All Around Champion Senior – Wildheart Carriages

SPECIAL AWARDS:

Showmanship Premiums - Harris Crop Insurance

THURSDAY EVENTS

HORSE HALTER CLASS

925. Ponies (56" and under) (all ages)

926. Mules (all ages)

927. Mares (all ages)

928. Geldings (all ages)

Champion and Reserve Champion winners in each class will be awarded.

Grand Champion and Reserve Grand Champion neck ribbons will be awarded to overall Halter Equine

EQUINE SHOWMANSHIP

930. Senior Division (members 14 and over as of Jan. 1, of the current year)

931. Intermediate Division (members 10-13 as of Jan. 1, of the current year)

932. Junior Division (members 7-9 as of Jan. 1, of the current year)

Champion and Reserve Champion ribbons will be awarded if participation warrants. Champion and Reserve Champion Showmen, Intermediate and Senior Division, are eligible for Round Robin Showmanship Contest.

HORSELESS HORSE SHOWMANSHIP

Special Rules:

1. Pre-enter July 5. Entry must include the name of equine and owner of equine to be used. If you need an equine, contact club project leader or county project leaders.

2. 4-H Horseless Horse project youth will not be assigned a stall for an equine.

933. Horseless Horse Showmanship, all ages

Champion and Reserve Champion ribbons will be awarded if participation warrants.

Champion and Reserve Champion Showmen are eligible for Round Robin Showmanship Contest.

OLD TIMER HORSE SHOWMANSHIP

After horse showmanship, there will be an "Old Timers Horse Showmanship Show." Anyone not qualified to participate as a youth exhibitor is eligible to participate, such as parents, guardians, older siblings, or anyone else they would like to enter. \$5.00 cash entry fee will be collected before the show. Half the money collected will be returned as prize money. There will be 1st and 2nd place winners. If the Old Timer decides not to show, he or she must pay \$5.00 to decline showing. These animals do not have to be showman owned. You must ask a current 4-Her if you may borrow his/her animal(s). Judging will be strictly on the showmanship of the individual and not on the animal.

Rules:

1. Must be 19 years of age or older
2. \$5.00 entry must be paid before walking into the ring
3. \$5.00 to have your own name removed from the list
4. Only horses on the grounds and entered in the 2017 horse show are eligible to be used in the contest
5. Class is judged on the showman abilities, not the animal

EQUINE RIDING CLASSES

Equine and Ponies Over 46" Shown Under Saddle

1. Equine and ponies, over 46", can be of any breed or combination of breed and are to be shown at the walk, jog, and lope.

2. The judge will request the lope from the walk, not the jog. Equine and ponies are to be reversed by turning to the inside of ring.

3. Equine and ponies should be in the correct lead at the lope and excessive speed will be penalized. Tie downs are not permitted.

4. Split reins are to be held in one hand and cannot be changed during the class. The seat shall be erect and balanced, the stirrups shall be of such length that the rider can maintain that position at any gait.

ENGLISH PLEASURE (75% of the judging on the equine and 25% on the rider)

934. Junior Division (members as of Jan. 1, of the current year)
 935. Intermediate Division (members 10-13 as of Jan 1, of the current year)
 936. Senior Division (members 14 and over as of Jan. 1, of the current year)

ENGLISH EQUITATION

937. Senior Division (members 14 and over as of Jan. 1, of the current year)
 938. Intermediate Division (members 10-13 as of Jan 1, of the current year)
 939. Junior Division (members as of Jan. 1, of the current year)

WESTERN PLEASURE (75% of the judging on the equine and 25% on the rider)

940. Junior Division (members 7-9 as of Jan. 1, of the current year)
 941. Intermediate Division (members 10-13 as of Jan. 1, of the current year)
 942. Senior Division (members 14 and over as of Jan. 1, of the current year)
 Champion and Reserve Champion ribbons will be awarded if participation warrants.

WALK - TROT

943. Walk-Trot Western Pleasure (English or Western) - (All Ages) Class will be judged at a walk and trot both directions and asked to back. (Horse/rider combination may not be entered in any other performance class that requires them to lope; excludes timed events.)
 944. Walk-Trot Horsemanship/Equitation (Horse/rider combination may not be entered in any other performance class that requires them to lope; excludes timed events.)

WESTERN HORSEMANSHIP (75% of judging on the rider and 25% on the equine)

945. Junior Division (members 7-9 as of Jan. 1, of current year)
 946. Intermediate Division (members 10-13 as of Jan. 1, of current year)
 947. Senior Division (members 14 and over as of Jan. 1, of current year)

RANCH HORSE RAIL

948. Senior Division (members 14 and over as of Jan. 1, of current year)
 949. Intermediate Division (members 10-13 as of Jan. 1, of current year)
 950. Junior Division (members 7-9 as of Jan. 1, of current year)

RANCH HORSE PATTERN

951. Senior Division (members 14 and over as of Jan. 1, of current year)
 952. Intermediate Division (members 10-13 as of Jan. 1, of current year)
 953. Junior Division (members 7-9 as of Jan. 1, of current year)

TIMED EVENTS

POLES

961. Junior Division (members 7-9 as of Jan. 1, of current year)
 962. Intermediate Division (members 10-13 as of Jan. 1, of current year)
 963. Senior Division (members 14 and over as of Jan. 1, of current year)

BARRELS

964. Junior Division (members 7-9 as of Jan. 1, of current year)
 965. Intermediate Division (members 10-13 as of Jan. 1, of current year)
 966. Senior Division (members 14 and over as of Jan 1, of current year)

FLAGS

967. Junior Division (members 7-9 as of Jan. 1, of current year)
 968. Intermediate Division (members 10-13 as of Jan. 1, of current year)
 969. Senior Division (members 14 and over as of Jan. 1, of current year)

4-H/FFA Round Robin Showmanship Contest

Judging - Sunday, 2:00 p.m. Small Livestock Arena and Equine/Exercise Show Arena

Superintendent Paula Acheson

Assistant Superintendent Nick Acheson, Ross Freeman

1. Intermediate and Senior Champion and Reserve Champion Showmen in Beef, Horse, Sheep, Meat Goat and Swine are eligible; Junior and Senior Champion and Reserve Champion Showmen in Dairy and Dairy Goat are eligible provided they are 10 years old or older.
2. Showmanship winners must contact their specie superintendent immediately after winning and indicate whether they are or are not going to participate.

3. A showmanship winner may compete in only one specie.
4. If the Champion and/or Reserve Champion does not compete, then the 3rd blue will be given the opportunity to participate.
5. Contestants must agree to show and provide the animal they won with.
6. Any substitution of animals for the competition will be made at the discretion of that specie superintendent.
7. If there are not two showmen per age group in each specie, then the superintendent will find a substitute animal for the contest with the permission of the owner and the owner present.
8. Animals to be used in the competition must be clean to show but should not be fitted.
9. Animals used to qualify for Round Robin are required to stay past check-out time to compete in the contest.
10. Participants are required to have their own animal holder to manage animals during participant rotations. *Participants may be disqualified if an animal holder/caretaker is not provided during rotations.*
11. Any 4-H'er who has won Senior Champion in the CKFF Round Robin Showmanship is NOT eligible to compete in any way in future CKFF Round Robin Showmanship contests.
12. Participants must be signed up with superintendent's Round Robin sheet by Saturday at 5:00 p.m.
13. Champion and Reserve Champion must provide animals for Round Robin if there is not a participant in that species/age division.

SPECIAL AWARDS

1. Intermediate Champion Round Robin Champion Showman Gift Certificate - The Brian & Cecilia Harris 4-H Family
2. Senior Champion Round Robin Champion Showman Belt Buckle - The Brian & Cecilia Harris 4-H Family, Agri Trails Co-op, Hope and Acheson Family Herefords
3. Name of Senior Showman Champion engraved on plaque hung at the K-State Research & Extension Office of Dickinson County

ROUND ROBIN

340. Intermediate Division - (10-13 years of age as of Jan. 1, of the current year)
341. Senior Division - (14 years and over as of Jan. 1, of the current year)

4-H/FFA Poultry

Judging - Thursday, 9 a.m. Rabbit/Poultry Barn

Superintendent Carrie Hill

Assistant Superintendent Barbie Woody

1. Read General 4-H rules & open class livestock rule 9 section D&E for health requirements.
2. Entry time: Wednesday 3 to 7 p.m. Removal Time: 3:00 p.m. Sunday.
3. Pre-entry required by July 5 at ckff.fairentry.com
4. Exhibitor is limited to 2 entries per breed per class; breed must be named on entry card.
5. All birds must have leg band. Bands are available at the Poultry Barn.
6. Eggs will be judged for uniformity of size, shape, and color, and soundness and cleanliness of shell. Exhibitor should select uniform clean, fresh eggs weighing 24 to 28 ounces per dozen.
7. Pigeon must be shown with seamless band or else be judged in the old class.
8. The superintendent will combine colors and classes to provide competition.
9. Each exhibitor is responsible for feeding and watering his/her own poultry. **Feed will not be available at the Rabbit/Poultry Barn.**
10. Judging of classes 3201, 3202, 3203, 3204, 3209, 261, 3210, 3211, 3212, and 264 will be done primarily based on exhibition qualities as described in "The American Standard of Perfection." Disqualification will bar competition in these classes. Judging of classes 3205, 3206, 3207, 3208, and 259 will be done based on production qualities only.
11. Classes marked with an * are not eligible for Kansas State Fair.

SPECIAL AWARDS

1. Best of Show - Aker Farms, Dan and Jean Ann Aker
2. Top Poultry Exhibitor, awarded at judge's discretion considering the following:
Number of Exhibits, Quality of Exhibits, and Showmanship Entry-- Chad Volkman Family
3. Showmanship Premiums - Harris Crop Insurance

POULTRY

- *231. Pigeon, Old Cock (hatched prior to current calendar year)
- *232. Pigeon, Old Hen (hatched prior to current calendar year)
- *233. Pigeon, Young Cock (hatched during current calendar year)
- *234. Pigeon, Young Hen (hatched during current calendar year)
- *270. Standard Breeds, Large Fowl - One young cock
- *271. Standard Breeds, Large Fowl - One young hen
- *272. Standard Breeds, Large Fowl - One old cock
- *273. Standard Breeds, Large Fowl - One old hen
- 3203. Standard Breeds, Bantam - One young bird of either sex
- 3204. Standard Breeds, Bantam - One old bird of either sex

3205. Production Pullets - 3 standard, crossbred, or straincross pullets to be judged on egg production qualities only
3206. Production Hens - 3 standard, crossbred, or straincross hens to be judged on egg production qualities only
3207. Dual Purpose Pullets - 3 birds such as Rhode Island Reds, New Hampshire, Plymouth Rocks, etc.
3208. Dual Purpose Hens - 3 birds such as Rhode Island Reds, New Hampshire, Plymouth Rocks, etc.
- *259. Meat-Type Chicken - 3 standard bred, crossbred, or straincross birds of the same sex to be judged on meat production qualities only.
- Purebred strains are not allowed in this class
3209. Turkeys, all breeds - 1 bird of either sex
3210. Ducks, Call or Bantam, all breeds – 1 bird of either sex
3211. Ducks, all breeds - 1 bird of either sex
3212. Geese, all breeds - 1 bird of either sex
- *264. Guineas, all breeds - 1 bird of either sex
- *265. Exotic birds - 1 bird of either sex
- *266. Eggs - One dozen in carton
- *267. Poultry Showmanship - Junior Division (Members 9 and under as of Jan. 1, of the current year)
- *268. Poultry Showmanship - Intermediate Division (Members 10-13 as of Jan. 1, of the current year)
- *269. Poultry Showmanship - Senior Division (Members 14 and over as of Jan. 1, of the current year)

4-H/FFA Rabbit

Judging -Thursday, 8:30 a.m. Rabbit/Poultry Barn

Superintendents Marion & Dwight Kamm, Susan Mueller

1. Read General 4-H rules & open class livestock rule 9, section E for health requirements.
2. Entry time: Wednesday 3-7 pm. Entries may be removed at 3:00 p.m. Sunday.
3. Pre-entry required by July 5 at ckff.fairentry.com.
4. All rabbits are required to have a permanent tattoo in the rabbit's left ear. This service will be available at check-in with notice to superintendent prior to fair.
5. Each exhibitor will be limited to 2 entries per class, per breed, per variety.
6. All entries in this division will be placed in the purple, blue, red, and white group, with a Best of Breed and Best Opposite Sex selected in each breed, provided there is sufficient quantity and quality. At judge's discretion, animals displaying sickness or disease may not receive any award.
7. No crossbred rabbits are eligible to show. Rabbits must be purebred, but are not required to be registered.
8. Exhibitor must be present when rabbits are judged. **Exhibitor will be reduced one ribbon placing if not present, unless prior arrangements have been made.** All rabbits will be judged per their breed standard as listed in the American Rabbit Breeders Association, Inc. current Standard of Perfection.
9. Each exhibitor is responsible for feeding and watering his/her own rabbits. Premiums may be withheld if the exhibits are not properly cared for during the time of stay. **EXHIBITOR MUST BRING/PROVIDE THEIR OWN FEED.**
10. Clubs that want to house rabbits together may reserve the number of coops needed by emailing the Extension Office at chisholmtrail@listserv.ksu.edu by pre-entry deadline.
11. **SIX CLASS RABBIT BREEDS** – The following breeds can be shown in junior, intermediate, and senior classes: Argente Brun, American, American Chinchilla, Beveren, Blanc de Hotot, Californian, Champagne D'Argent, Checkered Giant, Cinnamon, Crème D'Argent, English Lop, Flemish Giant, French Lop, Giant Angora, Giant Chinchilla, New Zeland, Palomino, Satin, and Silver Fox.

The following breeds are the only ones that can be shown in pre-juniors:

Argente Brun, American Chinchilla, Beveren, Blanc de Hotot, Californian, Champagne D'Argent, Checkered Giant, Cinnamon, Crème D'Argent, Giant Chinchilla, New Zeland, and Palomino.

12. **FOUR CLASS RABBIT BREEDS** – The following breeds can be shown in junior and senior classes only: American Fuzzy Lop, American Sable, Angora – English, French, & Satin, Belgin Hare, Britannia Petite, Dutch, Dwarf Hotot, English Spot, Florida White, Harlequin, Havana, Himalayan, Holland Lop, Jersey Wooly, Lilac, Lionhead, Mini Lop, Mini Rex, Mini Satin, Netherland Dwarf, Polish, Rex, Rhinelander, Silver, Silver Marten, Tan, and Thrianta.

13. Showmanship Information

- a. Open to any exhibitor showing rabbits in the 4-H/FFA division at the CKFF.
- b. The rabbit used in showmanship must be entered in the 4-H/FFA rabbit show.
- c. Ages are as of Jan. 1, of the current year.
- d. All contestants will be placed in the purple, blue, red, or white ribbon groups. A Champion and Reserve Champion will be awarded for each age division provided there are sufficient number and quality performance. An overall champion will be selected.
14. Superintendent will health check all animals upon entry for visible illness. Entry can be refused if animal shows signs of illness or diminished condition.
15. There will be a mandatory meeting at 8 a.m. with all exhibitors before show starts to go over show etiquette and showmanship.

SPECIAL AWARDS

1. Best in Show – CASA of 8th Judicial District, Lisa Hatt
2. Reserve Best in Show – Banner Farm & Home Fencing

3. Overall Champion Rabbit Showman – Banner Farm & Home Fencing
4. Showmanship Premiums - Harris Crop Insurance

RABBITS

- 3400. Senior buck – 8 months of age & over for breeds with Intermediate classes; 6 months & over for all other breeds
- 3401. Senior doe - 8 months of age & over for breeds with Intermediate classes; 6 months & over for all other breeds
- 3402. Intermediate buck – Only breeds listed above with Intermediate classes
- 3403. Intermediate doe – Only breeds listed above with Intermediate classes
- 3404. Junior buck – Under 6 months of age
- 3405. Junior doe – Under 6 months of age
- 3406. Pre-junior buck – Only breeds listed above with pre-juniors
- 3407. Pre-junior doe – Only breeds listed above with pre-juniors
- 3420. Meat pen – 3 rabbits, all one recognized breed and variety (broken varieties must be same color). Minimum weight 3 ½ lbs each. Maximum weight 5 ½ lbs. each, and not over 70 days of age. Will be judged on their meat qualities, condition, uniformity, and fur.

FUR CLASSES – *One entry per class per exhibitor. Colored and white fur entries must be made from rabbits that are entered in the regular breed classes 3400 through 3407. NO PREMIUMS for these classes.*

- 3450. Normal White fur
- 3451. White Satin fur
- 3452. White Rex fur
- 3453. White Wool fur
- 3454. Normal Colored fur
- 3455. Colored Satin fur
- 3456. Colored Rex fur
- 3457. Colored Wool fur

SHOWMANSHIP

- *291. Members age under 9 years old
- 3463. Members age 9 - 10 years old
- 3462. Members age 11 - 12 years old
- 3461. Members age 13 - 14 years old
- 3460. Members age 15 - 18 years old

4-H/FFA Fiber Animal

Judging – Saturday 10:00 a.m. Large Livestock Arena

Superintendent.....Barbie Woody

1. Read General 4-H rules & open class livestock rule 9 section F for health requirements. All fiber animals must be inspected by a superintendent before unloading. Check in: Wednesday 3-7 p.m. Fiber animals suspected of fungus, sore mouth, or any other communicable disease may be further inspected by a veterinarian. If any animal is rejected, all animals transported in the same vehicle could be rejected.
2. **ONLINE Entry Required by pre-entry deadline**
3. Removal Time: 3:00 p.m. Sunday
4. Exhibitor may show three (3) animals in this division.
5. Exhibitor must be enrolled in the 4-H Self-Determined project or applicable FFA SAE to exhibit fiber animals
6. Exhibitor must own and manage animals for at least 90 days prior to the fair, or lease an animal, with the Leasing Fiber Animal ID form on file at the Extension office by May 1 *Will be implemented in 2024*
7. Showmanship is based on the exhibitor's basic skill in fitting, grooming, following directions, and style in presenting the animal to the judge.
8. Costume will judge on (a)difficulty in training animal to accept and exhibit costume, (b) time and energy involved, and (c) originality.

Showmanship (Age as of January 1 same year)

191– Showmanship Jr Division (13 and under)

192– Showmanship Sr Division (14 and over)

193– Costume

Fiber Animal (specify species)

195– Juvenile Female (under 1 year)

196– Junior/Adult Female (over 1 year)

197– Juvenile Male (under 1 year)

198– Junior/Adult Male (over one year)

4-H Cat Show

Thursday, July 27, 6:30 p.m., Sterl Hall

Superintendent Bailey Woody

Cat Show Rules:

1. Read General 4-H Rules
2. Pre-entry due by deadline. Entry must include name of cat. **ONLINE ENTRY REQUIRED, including Showmanship.**
3. Ownership of entry: cats or kittens entered for competition must be cared for and groomed by 4-H project enrollee.
4. Kittens must be 4 months by the show date. Adult cats may be any age over 8 months.
5. All cats must be groomed for the show. All cats must be bathed and combed; all toenails must be clipped.
6. No pregnant or nursing cat will be allowed to show.
7. Showmanship classes will be judged on fitting and showing of cat: condition of coat, healthy appearance, clear eyes and ears.
8. 4-Her must have attended at least one cat project meeting to exhibit in the show.
9. Cats must be present by 6:00 p.m. show day housed in a pet carrier and will be dismissed following judging.
10. 4-Hers will be limited to exhibiting one cat in the 4-H Cat Show.

SPECIAL AWARDS

1. Champion / Reserve Champion Altered Cat – Robert & Norma Feigley Memorial
2. Champion / Reserve Champion Unaltered Cat – Robert & Norma Feigley Memorial
3. Champion / Reserve Champion Kitten – Robert & Norma Feigley Memorial
4. Best of Show – Robert & Norma Feigley Memorial
5. Champion/Reserve Champion Junior Showman – Robert & Norma Feigley Memorial
6. Champion / Reserve Champion Senior Showman – Robert & Norma Feigley Memorial
7. Judge's Choice – Robert & Norma Feigley Memorial
8. Participant Prizes – Kristine Meyer + Associates
9. Showmanship Premiums - Harris Crop Insurance

CAT

226. Kittens, 4 to 8 months
227. Altered Cat (neutered/spayed)
228. Unaltered Cat

SHOWMANSHIP

229. Junior Division (members 7-11 as of Jan. 1, of the current year.)
230. Senior Division (members 12 and older as of Jan. 1, of the current year)

4-H Dog Show

Tuesday, July 23, 8 a.m. Sterl Hall

Superintendents Leann Johnson

Assistant Superintendent Natalie Strickland

1. Read General 4-H rules and open class livestock rule 9, section 1
2. Pre-enter by deadline at ckff.fairentry.com. Name, breed of dog, and dog height are required. **ONLINE ENTRY REQUIRED, including Showmanship.**
3. Members are required to train their own dog, except for assistance from 4-H leader(s).
4. Members and their dogs must have attended at least 3 dog project meetings for showmanship/obedience and 3 project meetings for agility to be allowed to show at the County Fair in each division.
5. 4-H Members age 9 and up who have qualified at county or other regional/invitational 4-H Dog Shows under a certified judge may enter the State Fair.
6. No mobile phones and/or other electronic devices are allowed in the ring.
7. The Dog Show will follow rules as listed in the published Kansas 4-H Dog Show Rule Book
8. Dogs must be present by 8:00 a.m. show day and will be released following judging.
9. Classes marked with asterisk (*) are ineligible for State Fair Competition

OBEDIENCE AWARDS

1. Pre-Novice A - Kevin & Lynne Murphy
2. Pre-Novice B – Agri Trails Co-op, Hope
3. Novice - Jill Martinson & Gary DePew
4. Graduate Novice- Jill Martinson & Gary DePew

SHOWMANSHIP AWARDS

1. Pre-Junior Showmanship - Jill Martinson & Gary DePew
2. Junior Showmanship - Cole Kennel - Jeff & Toye Cole
3. Intermediate Showmanship - Cole Kennel - Jeff & Toye Cole
4. Senior Showmanship - Cole Kennel - Jeff & Toye Cole

5. Showmanship Premiums - Harris Crop Insurance

AGILITY AWARDS

1. Pre-Agility 1 - DK Kids & Canines
2. Agility 1 - DK Kids & Canines
3. Agility 2- Josslyn and Asher Martinson DePew

RALLY-O AWARDS

1. Rally 1- Josslyn & Asher Martinson DePew
2. Rally 2- Prestige Kennels - DeDe Lorson

SHOWMANSHIP

(All Ages are 4-H Age-or age as of Jan. 1, of current year)

- *201. Pre-Junior Division (members 7-8 as of Jan. 1, of current year)
- 3600. Junior Division (members 9-11 as of Jan. 1, of current year)
- 3602. Intermediate Division (members 12-14 as of Jan. 1, of current year)
- 3605. Senior Division (members 15 and over as of Jan. 1, of current year)

OBEDIENCE

- *210. Pre-Novice A - First year handler and dog (all exercises ON LEASH)
- *211. Pre-Novice B - Experienced handler or experienced dog (all exercises ON LEASH)
- 3610. Novice - For those who qualified in any level of Pre-Novice during the previous year.
- 3615. Graduate Novice - For those who qualified in Novice during the previous year.
- 3620. Open A - For those who qualified in Graduate Novice during the previous year (all exercises OFF LEASH)
- 3625. Open B - For those who qualified in Open A during the previous year.
- 3630. Utility A - For those who qualified in Open B during the previous year.
- 3635. Utility B - For those who qualified in Utility A during the previous year.

AGILITY

- *219. Pre-Agility 1 - for 4-Hers whose dogs cannot perform the exercises off leash.
- 3640. Agility 1 - for 4-Hers 9 and older. Dogs must be at least 12 months old and perform off leash.
- 3641. Agility 2 - for 4-Hers 9 and older who have earned 2 purples in Agility 1.
- 3642. Agility 3 - for 4-Hers 9 and older who have earned 2 purples in Agility 2.
- 3643. Agility 4 - for 4-Hers 9 and older who have earned 2 purples in Agility 3.

RALLY-OBEDIENCE (RALLY)

Offered at Superintendent's Discretion

- *223. Rally Level I - for all 4-Hers (All exercises performed ON LEASH)
- 3645. Rally Level II (off lead) - for 4-Hers 9 years of age and older and dogs who have qualified with a blue or purple ribbon or at local or multi-county shows in Level I.
- 3646. Rally Level III - for 4-Hers 9 years of age and older & dogs who have qualified with blue or purple ribbons at local or multi-county shows in Level II.

4-H/FFA PLANT SCIENCE

4-H/FFA Crops

Conference Judging by schedule beginning Thursday at 1 p.m. Sterl Hall

Superintendent Michele Snowball

1. Read general 4-H rules.
2. Crops must be pre-entered by pre-entry deadline at ckff.fairentry.com. 4-Her may have more than one entry per class and may have one exhibit per variety of crop. 4-Her is limited to 20 exhibits total.
3. Crops should be of adapted and recommended varieties and grown in last available season.
4. Variety or Hybrid must be named on entry card.
5. All classes calling for a gallon sample (wheat, oats, barley, alfalfa, brome grass, soybean, sunflower seed or edible field bean) may have a 2 and 1/2-3 inch diameter cylinder placed in the gallon container to reduce the amount of grain to about three quarts.

SPECIAL AWARDS

1. Overall top wheat sample from combined 4-H and open class entries - one \$10 award - Phillips Seed Farm.
2. Champion and Reserve Champion ribbons will be awarded to the overall top two wheat samples from combined 4-H and open class entries.

4-H/FFA CROPS

- 2400. White Corn - 10 ears
- 2401. Yellow Corn - 10 ears
- *353. Popcorn - 10 ears (NOT eligible for State Fair)

- *354. Largest Ear of Corn – dry (NOT eligible for State Fair)
- *355. Largest Ear of Corn – irrigated (NOT eligible for State Fair)
- 2402. Hybrid Grain Sorghum - 10 heads
- 2403. Hybrid Forage Sorghum - 10 heads (5” bundle, tied)
- 2404. Other Forage Sorghums - 10 heads (5” bundle, tied)
- 2405. Soft Red Winter Wheat – 1-gallon sample
- 2406. Hard Red Winter Wheat – 1-gallon sample
- 2407. Hard White Winter Wheat – 1-gallon sample
- 2412. Oats – 1-gallon sample of seed
- 2413. Barley – 1-gallon sample of seed
- 2414. Alfalfa – 1-gallon sample of seed
- 2415. Alfalfa Hay - 1 flake or slice from a rectangular bale or a 10-inch section cut from a round bale. The flake or slice should be approximately 6 inches in thickness and tied four times (twice lengthwise & twice crosswise)
- 2416. Grass Hay - 10” flake or slice, 6” thick and tied in two directions (Variety must be named.)
- 2417. Brome Grass – 1-gallon sample of seed
- 2418. Other Tame Grasses - 1-gallon sample of seed
- 2419. Soybeans - 1-gallon sample of seed
- 2420. Soybean - bundle of 5 plants
- 2408. Sunflowers -confectionery - 3 heads
- 2409. Sunflowers-confectionery – 1-gallon jar
- 2410. Sunflowers-oil – 3 heads
- 2411. Sunflowers –oil - 1-gallon jar
- 2421. Edible field beans: 1-gallon jar from most recent harvest
- 2422. Edible field beans; bundle of 5 plants with roots intact from most recent harvest
- 2423. Miscellaneous Crops - 1-gallon sample of seed or 10 heads (Variety must be named.)
- 2424. Cotton – provide 10 open bolls, not 10 plants. Place bolls in a bag that can breathe (not a sealed plastic bag), so mold doesn’t develop.
- 2425. Corn – 1-gallon jar
- 2426. Cool Season Grass Hay (e.g. fescue, etc.) – 10” flake or slice, 6” thick and tied in two directions.

4-H/FFA WEED CONTROL

Weed Control Exhibit

1. Collect, identify, press, mount and label 15 weeds. Try to include their roots, stems, leaves and flowers. Three of the weeds must be noxious weeds preferably found in your home county. A standard 9” x 12” scrap- book may be obtained in which to permanently mount your weed specimens. Identify the scrapbook with your name and county on the inside front cover.
2. Prepare a list of the weeds mounted, showing common name, scientific name, and where it was found, place the list in a specially identified section of the scrapbook.
3. Collect and identify weed seeds found in crop seeds. Mount them for display.
4. Write a story on “How We Control Weeds on Our Farm” if you live on a farm. Other members write “How We Control Weeds at Home.” The story should be about 300 words in length. It must show definite method used to control weeds. Place the story in a specially identified section of the scrapbook.

2440. Weed Control Exhibit consists of the four items above.

Basis for Awards:

Mounted weed collection: number of mounted specimens, completeness of individual mounts, correctness of identification and information, and neatness. Include record sheet of weeds.

Records	50%
Weed seed collection and exhibit	30%
Story	20%

4-H/FFA WHEAT PLOT DISPLAY

1. Any display receiving a blue or a purple is eligible to enter Kansas State Fair.
2. These displays will have been planned and prepared by 4H/FFA members enrolled in the crops project.
3. Members must include the varieties provided in the display, but may include more varieties, if desired.
4. Educational Value - 70%

Is the main idea of the display specific? Was the title or theme emphasized? Is the idea presented so clearly, so simply, so forcefully, that it will stop the casual observer? If the passerby stopped, did the display give the observer additional facts in a clear, concise way? For example, varieties difference in wheat, economic gains from adoption of desirable practices, etc.

5. Quality Variety Plot Displays – 30%

Size, style, and neatness of lettering, proportion of models and lettering balanced, workmanship, including handouts, if used, charts, models, and lettering used effectively to teach ideas, colorful, artistic, neat, and well balanced.

2430. Wheat Variety Plot Display – The free-standing displays must not exceed the overall dimensions of 36’ wide x 36’ high x 18” deep (measured on the outside). Care should be taken to select durable materials that withstand fair conditions. Displays must not require the use of electricity. If booth exceeds overall dimensions, ribbon placing will be dropped one place.

4-H/FFA Floriculture

Conference Judging - Thursday, starting at 12 p.m., Sterl Hall

Superintendent Laura Hoffman

Assistant Superintendents..... Amy Schwarz

1. Read General 4-H Rules.

2. 4-H member enrolled in Plant Science may exhibit 2 entries per class. Name of flower must be on entry card on all classes except 5602, 5603, and 386.

3. Must be pre-entered by deadline at ckff.fairentry.com

4. Classes marked with asterisk (*) are ineligible for State

5. All floricultural exhibits must be grown by the exhibitor

6. SPECIMENS AND COLLECTIONS Annual or perennial are to be displayed in clear glass bottles or jars (not vases or plastic water bottles) with some foliage left on the stem(s). Arrangements may be in container of your choice.

7. All materials (flowers) should be grown or collected rather than purchased.

8. Notebook information – Entry shall consist of a notebook or three ring binder of written narrative describing a horticulture project such as a landscape design, landscape installation, lawn renovation, water garden, flower garden, vegetable garden, lawn mowing service, landscape maintenance business, farmer’s market business, or another horticultural project. 4-Hers are encouraged to include photographs, illustrations, and/or landscape drawings that help explain work done by the member. Photogs taken from the same location before, during, and after the completion of the project are particularly helpful. Exhibitor may enter one horticulture notebook.

Horticulture notebook scoring is based on the following criteria: Organization and General Appearance (neat, includes title page and table of contents, origin, creative, etc.) 20%, Narrative (including goals, successes, failures, etc.) 40%, General content (subject matter, photos, maps, knowledge gained, etc.) 40%.

SPECIAL AWARDS

1. Overall Grand Champion – Phyllis’ Flowers and More

2. Overall Reserve Grand Champion – Phyllis’ Flowers and More

4-H/FFA FLORICULTURE

*381. Collection of 3 annuals (may contain one variety or several varieties of the same annual flower.) 3 stems only and of equal length

*382. Collection of 3 perennials (may contain one variety or several varieties of the same perennial flower.) 3 stems only and of equal length.

5602. Arrangement (Specify use.)

5603. Flower arrangement dried plant material. No fabric or plastic materials.

*385. Houseplant, foliage or flowering

*386. Terrarium

5600. Annual Garden Flowers, cut specimen, single stem. (Variety must be named.)

5601. Garden Flower, cut specimen, single stem, Perennial (Variety must be named.)

5604. Horticulture Notebook

4-H/FFA Horticulture

Thursday – Sterl Hall

Conference Judging by schedule beginning 10 a.m. Thursday

Superintendent Michele Snowball

1. Read General 4-H Rules.

2. 4-Her is limited to 20 entries.

3. All horticultural exhibits must be grown by the exhibitor.

4. State Fair (limit 4 entries)- An exhibitor earning a purple ribbon at their county/district fair on an out-of-season vegetable/fruit/herb (i.e. early peas) may substitute another vegetable/fruit/herb (i.e. pumpkins) in its place at the State Fair.

5. Secure entry form to disposable plate or container with string or tape. Use a sturdy disposable plate, bowl or container that will support the weight of the produce.

SPECIAL AWARDS

1. Overall Champion - \$10 – Ila Beemer

2. Overall Reserve Champion - \$5 – Ila Beemer

4-H/FFA HORTICULTURE

2500. Garden Display - Any combinations of five (5) vegetables, small, medium, or large, arranged for display. (Large Vegetables - one each - watermelon, squash, pumpkin, eggplant, or similar size vegetable; Medium Vegetables - five each - cucumbers, tomatoes, carrots, beets, onions, peppers, parsnips, okra, Irish potatoes, sweet potatoes or similar size vegetable; Small Vegetables - twelve each - green beans, yellow beans, peas in the pod, or similar size vegetable.) Only one variety of a specific vegetable may be exhibited. Canned or shelled vegetables are not acceptable.

2501. Small vegetable specimen plate (12) Ex: green snap beans, yellow wax beans, other small vegetables.

2502. Medium vegetable specimen plate (5) Ex: cucumbers, cherry tomatoes, tomatoes, beets, white onions, yellow onions, red onions, radishes, bell peppers, other peppers, okra, parsnips, turnips, sweet potatoes, red potatoes, white or Russet potatoes, miniature pumpkins, decorative gourds, carrots, other medium vegetables.

2503. Large vegetable specimen plate (1) Ex: watermelon, summer squash, winter squash, pumpkin, eggplant, cabbage, cantaloupe, other large vegetable.

2504. Fresh Culinary Herbs (6) ex. parsley, basil, dill, etc. 6 stems of one variety of fresh herbs exhibited in a disposable container of water. Dried herbs not accepted.

2505. Small fruits (one half pint box) Ex. Strawberries, blackberries, raspberries, or other similar sized fruits. (If other, please include name of fruit on entry).

2506. Tree fruits (plate of 5) Ex. Apples, pears, peaches, or similar sized fruits

2507. Grapes (plate of 2 bunches)

4-H Forestry

Conference Judging – Saturday before fair week by schedule beginning at 9 a.m.

Exhibit in Sterl Hall

Superintendent Cindy Markley

Assistant Superintendent.....Jody Ehrich

1. Read General 4-H Rules.

2. Exhibits must be pre-entered by deadline at ckff.fairentry.com.

3. The department will be judged by conference judging; Exhibitor must be available to confer with judge.

4. All leaf exhibits are to be mounted on 8 1/2" x 11" heavy stock paper and placed in loose-leaf binders. (Magnetic or adhesive filler sheets for photographic prints or sheet protectors are recommended.) Twigs and fruit collections may be exhibited in whatever manner you choose. Maximum tri fold size is 3' x 4'. Resources for exhibiting are located on the Kansas 4-H forestry project page:

<http://www.kansas4-h.org/projects/agriculture-and-natural-resources/plant-sciences/forestry.html>.

5. Name, club, age, and year in project should be on front cover on in a prominent location.

6. Leaves should be identified with an appropriate label located near the leaf on the same page. These labels should include (1) the proper common name as listed in the 4-H bulletin 334, "List of Native Kansas Forest Trees"

(<https://www.bookstore.ksre.ksu.edu/pubs/4H334.pdf>); (2) location (city and/or county) where collected: and (3) date (day, month, year) or (month, day, year) collected.

7. For ideas on mounting, see the Forestry Project booklet (4-H 279).

8. Divide specimens into the following two sections: Native Kansas Trees and Non-Native Trees.

(<https://www.bookstore.ksre.ksu.edu/pubs/4H334.pdf>)

9. New specimens are those specimens collected during the current 4-H year and cannot be a duplicate tree species of previously displayed specimens.

10. Group specimens according to the years collected (ex. "old-previous years" and new").

11. Variations of varieties do not count as different species or specimens.

12. When replacing previously displayed samples, due to degradation, improper mounting or incorrect mounting or incorrect identification, the specimen label must also be updated. Replacements do not count as new specimens. Replacements should be displayed in the "old previous" section of the display.

13. If you retrieve information for your forestry exhibit, you must include a reference citation to the source.

14. In all leaf collections, exhibit one complete leaf where possible. If leaf is too large, exhibit as much as possible. Sketch in reduced scale the entire leaf and illustrate where the exhibited portion is from. Note: a "leaflet" is incorrect when displayed as the complete leaf for the tree.

15. All work must show originality. Leaf collections and displays should not closely resemble work done by others in the same club.

KNOWING TREES AS INDIVIDUALS

(Leaf Collections) Exhibit one complete leaf where possible. Where leaf is too large, exhibit as much of terminal portions as possible. Sketch in reduced scale the entire leaf and illustrate where the exhibited portion comes from.

Knowing Trees as Individuals (Leaf Collections)**

5100. Forestry Collection: (Choose either A or B) Only those exhibiting for the first year may enter this class.

A. Exhibit a minimum of 10 different leaves from native Kansas trees collected within the year. Exhibit can include non-native leaves in addition to the required number of leaf specimens collected from native Kansas trees.

B. Exhibit a minimum of 5 native Kansas trees showing leaf, twig and fruit from each species collected.

5101. Forestry Collection: (Choose either A or B). This class is open to those exhibiting either for the first or second time.

- A. Exhibit a minimum of 20 different leaves (including 10 new specimens) from native Kansas trees. Exhibit can include non-native leaves in addition to the required number of leaf specimens collected from native Kansas trees.
- B. Exhibit a minimum of 10 native Kansas trees showing leaf, twig and fruit from each species collected. This exhibit must include 5 new leaf, twig and fruit specimens.
5102. Forestry Collection: (Choose either A or B). This class is open to those exhibiting either for the third or fourth time.
- A. Exhibit a minimum of 30 different leaves (including 10 new specimens) from native Kansas trees. Exhibit can include non-native leaves in addition to the required number of leaf specimens collected from native Kansas trees.
- B. Exhibit a minimum of 15 native Kansas trees showing leaf, twig, and fruit from each species collected. This exhibit must include 5 new leaf, twig and fruit specimens.
5103. Forestry Collection: (Choose either A or B). This class is open to those exhibiting the fifth time or more at the state fair.
- A. Exhibit a minimum of 40 different leaves (including 20 new specimens) from native Kansas trees. Exhibit can include non-native leaves in addition to the required number of leaf specimens collected from native Kansas trees.
- B. Exhibit a minimum of 20 native Kansas trees showing leaf, twig and fruit from each species collected. This exhibit must include 10 new leaf, twig and fruit specimens.
5104. Notebook - Entry may include a project notebook with 10 or more seeds collected with pictures showing a germination study OR a mounting of a thin section of wood cut from the end of a log or top of a stump labeled with information such as kind of wood and age of tree when cut OR exhibit an illustration of how a tree grows.
5105. Notebook - Entry may include a research or reporting project notebook with no more than 10 pages based on the exhibitor's selected tree. Exhibit must be a different species of tree each year. This notebook may include sketches, drawings, pictures, a story, or any other things which will help tell about the tree you have selected.

Growing and Protecting Trees

5106. Display/Notebook – Entry requires a display, or project notebook, telling about project and pictures before, during, and after planting seedlings, a container tree or a balled and burlapped tree. Maximum tri-fold size is 3'x4'.

Tree Culture

5107. Display/Notebook – Entry requires a display, or project notebook showing your project work and includes pictures of before, during, and after wood lot improvement. Maximum tri-fold is 3'x4'.

How Forests Serve Us

5108. Entry may include collected wood samples (all or partial) and 2-page essay. Wood sample display to be mounted on poster board or any stiff material no larger than 3'x4' tri-fold. Essay should be displayed in covered binder.

Educational/Creative Exhibit

5109. Entry must be directly related to tree identification or Forestry. Type of exhibit is open (notebook, poster, collection box, etc.) given a maximum tri-fold size of 3'x4'. Care should be taken to use durable materials that will withstand fair conditions. This is a good class to exhibit an unusual collection.

FAMILY AND CONSUMER SCIENCES

4-H Clothing and Textiles

Judging - Wednesday, conference judging starting at 1 p.m. by schedule, Sterl Hall

Superintendent Becky Dibben

SPECIAL RULES:

1. Read General 4-H rules in CKFF catalog.
2. Pre-enter by deadline at ckff.fairentry.com.
3. All entries are to be the product of the current year's 4-H project work. Exhibitors are limited to three entries per class or a total of five entries in this department.
4. Exhibits must be hung on a wire or swivel hanger with the hook toward right shoulder of the garment. Attach articles to a hanger with safety pins. Cover items with a clear plastic bag.
5. Educational classes - Share with others what you have learned in the clothing construction or clothing buymanship project. Exhibits may be in the form of a poster, notebook or display. Follow copyright laws as explained in the General Rules as you are preparing your exhibit. Take care to select durable materials that will withstand fair conditions. No card table displays are allowed. If the exhibit is a poster, it must not be larger than 22"x28". If the exhibit is a display, maximum size is not to exceed a standard commercial 3'x4' tri-fold display board. Name and county/district must be clearly marked on educational exhibits
6. Recycled Clothing Project - An item made of at least 50 % recycled material (recycled means using an existing item in a new way). Could be remaking/redesigning a garment, repurposing a clothing item for a new use, etc. Must include sewing of some kind. An index card (no larger than 4"x6") MUST accompany entry describing the recycled materials and how they were used in the item.
7. Garments or articles must be labeled with name and county on neck band, back of skirt, belt band or other location on an article. No straight pins for attaching.

8. Garments may have been worn before exhibited but must be carefully laundered or cleaned before being exhibited.
9. 4-Her's 9 years and older can exhibit at State Fair. Classes marked with an asterisk (*) are not eligible to be exhibited at the Kansas State Fair.
10. To enter any of the following classes, the exhibitor must be enrolled in the Clothing and Textiles and/or Fiber Arts project, as applicable.
11. Fiber Arts Division
 - a) Entries must be different types of articles. Label each item. Exhibitors can make their own label on a piece of cloth with a permanent or laundry type marker. Labels should be about 3"x2.5" in size and include exhibitor name, class number and county. Mark on card if item contains recycled materials and/or is 100% wool. For all items, please indicate fiber content.
 - b) A pair of socks or mittens is considered an article and should be fastened together with yarn.
 - c) Bring yarn label to judging if possible.
 - d) Place each exhibit in a plastic bag.
 - e) See Special Wool Garment Awards under 4-H Clothing Department. A crocheted or knitted garment that can be worn may be entered in the Fashion Revue.
 - f) Special consideration will be given to articles of original design. Such articles should have a note attached explaining the original design.
 - g) There are no age-specific classes in fiber arts. The exhibitor's age and years in the project will be considered by the judges.

CONSTRUCTED DIVISION

CKFF SPECIAL CLOTHING AND FIBER AWARDS - sponsor - MATERIAL GIRLS

1. Most unique item (non-apparel) such as stuffed animals, sewn padded picture frame, etc.
2. Creative use of embellishment such as readymade article with hand sewn embellishment
3. Home interior article (curtain, pillow, place mats, table cloth, napkins)
4. Fashion accessory item such as belt, hat, bags, etc.
5. Best fiber arts item
6. Best tailored or lined item
7. Zipper
8. Buttons
9. Hand-stitching
10. Difficult to sew fabric
11. Best remodeled item
12. Decorated Garment
13. Backpack Tote
14. Top Stitching
15. Under Stitching
16. Clothing - \$10 - Material Girls
17. Heritage Fiber Arts - \$10 - Material Girls

SPECIAL WOOL GARMENT AWARD - Jill Martinson and Gary DePew.

The two best wool garments of purple or blue-ribbon quality will receive different sizes of Gingher scissors. All entries must be made from loomed, knitted, or felted fabric or yarn of 100% WOOL or a MINIMUM OF 60% WOOL AND NO MORE THAN 40% SYNTHETIC FIBER. Hand-knitted or crocheted garments, or garments containing any part which has been knitted or crocheted, are acceptable if the garment can be entered into one of the specified categories. Pre-teens (13 and under as of Dec. 31 of current contest year) may enter jumpers, skirts, dresses, pants, vests, sweaters, jackets or skirts. Juniors or Seniors (14-20 as of Dec. 31, of current contest year) may enter dresses, coats, or suits. A suit can include either a skirt or pants; all pieces of a suit must be able to be worn at one time. A coat should be able to be worn alone; if a coat cannot be worn alone, it must be entered with a wool skirt or pants. A short cape must be entered with a wool skirt, pants, or dress.

7-8 YR-OLD EXHIBITOR

- *450. An article, garment, or outfit constructed by a 7-8 yr.-old exhibitor
- *451. A remodeled or embellished clothing/textiles exhibit by a 7-8 yr.-old exhibitor
- *452. An educational exhibit prepared by a 7-8 yr.-old exhibitor

9-11 YR-OLD EXHIBITOR

- 4000. An article, garment or outfit constructed by a 9-11 yr.-old exhibitor
- *456. A remodeled or embellished clothing/textiles exhibit by a 9-11 yr.-old exhibitor
- 4001. An educational exhibit prepared by a 9-11 yr.-old exhibitor (construction or buymanship)

12-14 YR-OLD EXHIBITOR

- 4002. An article, garment or outfit constructed by a 12-14 yr.-old exhibitor
- *461. A remodeled or embellished clothing/textiles exhibit by a 12-14 yr.-old exhibitor
- 4003. An educational exhibit prepared by a 12-14 yr.-old exhibitor (construction or buymanship)

15-18 YR-OLD EXHIBITOR

4004. An article, garment or outfit constructed by a 15-18 yr.-old exhibitor

*466. A remodeled or embellished clothing/textiles exhibit by a 15-18 yr.-old exhibitor

4005. An educational exhibit prepared by a 15-18 yr.-old exhibitor (construction or buymanship)

RECYCLED ITEM

4006. Recycled Clothing Project

4-H Fiber Arts

Judging – Wednesday starting at 1 p.m. by schedule, Sterl Hall

4111. Crochet, an article, including felted items.

4112. Knitting, an article made either by hand or by knitting machine including felted items.

4113. Needle Arts, an article created by hand using any of the following techniques:

- a) embroidery and cross-stitch;
- b) needlepoint;
- c) candle wicking;
- d) crewel;
- e) lacework; and/or
- f) applique.

4114. Patchwork or Quilting. It is acceptable practice for the exhibitor to create the patchwork or quilted article and have someone else quilt it. For quilted items please indicate who did the quilting and binding.

4115. Rug Making, a rug

4116. Spinning, a skein

4117. Weaving, a woven article

4118. Ethnic Arts, an article

4119. Macramé, an article

4120. Fiber Arts Educational Notebook - share with others what you learned in this project about a Fiber Art. Exhibits should be in the form of a notebook or binder. The notebook should include a narrative section describing the Fiber Art. It should include a clear description of the project, technique, budget, supplies, goals, accomplishments, successes, failures, and your future plans. It may include samples of techniques, how-tos, photographs of completed projects, or other ways of educating others about fiber arts. NOTE: A collection of brochures, web pages, patterns, record book forms, etc. does not constitute an educational notebook. Follow copyright laws as explained in the General Rules as you are preparing your exhibit. Name, local unit, and fiber art covered must be clearly marked in the notebook.

4-H Fashion Revue

Judging - Emmanuel Church, Monday before fair, per schedule

Public Revue - Emmanuel Church, Monday before fair starting at 7 p.m.

Superintendents Kelly Coup, Becky Dibben, DK 4-H Council Fashion Revue Committee Members

1. Read General 4-H Rules.

2. 4-H'er is limited to one entry in Constructed Garments Revue and one entry in Other Garments Revue.

3. Pre-entry required by deadline at www.ckff.fairentry.com.

4. The following forms and judging schedule will be emailed to participants following pre-registration and must be presented at time of judging: 1.) script card, 2.) cost per wearing form, 3.) presentation evaluation scorecard.

5. Divisions for judging and awards will be determined based on participation numbers at the discretion of the Extension Agents and Superintendents.

6. 4-H'er must participate in Public Revue to receive ribbon and premium money.

SPECIAL AWARDS

Categories: Constructed, Boys Purchased, Girls Purchased

1. Champion Senior - Cash award \$25 each - Great Plains Credit Union,

2. Junior, Intermediate, Senior - Champions & Reserve Champions - The Flower Box

CONSTRUCTED GARMENTS REVUE

1. All clothing, knitting and crocheting phases are eligible.

2. Model only what can be worn. Garment should NOT be carried.

3. Everything which is commonly considered an outer garment must be constructed (vest, jacket, dress, skirt, pants, coat, etc.) A sweater, blouse or shirt may be purchased or made.

PURCHASED GARMENTS REVUE

1. There will be a division for boys and a division for girls.

2. Model only what can be worn. Garments should NOT be carried.

3. Garments must be purchased for the 4-H project or made by another individual for the 4-H'er if the fabric and pattern were chosen by the 4-H'er.

FASHION REVUE

- *430. Boys Junior Division Purchased (members 7-13 as Jan. 1, current year)
- *431. Boys Intermediate Division Purchased (members 10-13 as of Jan. 1, current year)
- *432. Boys Senior Division Purchased (members 14 & over as of Jan. 1, current year)
- *433. Girls Junior Division Purchased (members 7-9 as of Jan. 1, current year)
- *434. Girls Intermediate Division Purchased (members 10-13 as of Jan. 1, current year)
- *435. Girls Senior Division Purchased (members 14 & older as of Jan. 1, current year)
- *436. Junior Division Constructed (members 7-9 as of Jan. 1, current year)
- *437. Intermediate Division Constructed (members 10-13 as of Jan. 1, current year)
- *438. Senior Division Constructed (members 14 & older as of Jan. 1, current year)

4-H Foods & Nutrition

Conference Judging by schedule starting at 12 p.m., Wednesday, Sterl Hall

Superintendent..... Kerby Chase

Assistant Superintendents..... Lori Foth, Katie Wieters

Food Sale Superintendent..... Ellen Haslouer

Foods Display Superintendent..... Robin Schlesener

1. Read General 4-H Rules.
2. Bring food entries to conference judging at scheduled time on Wednesday.
3. 4-Her must be enrolled in foods and nutrition project.
4. Maximum number of entries:
 - a. Each exhibitor limited to 3 non-perishable food entries, one educational exhibit, and one "flop".
 - b. No alcohol is allowed as an ingredient in food entry. Entries with alcohol in the recipe will be disqualified and not be judged.
5. Completed two-part entry card must be presented for each exhibit, will be printed based on pre-entries.
6. Recipes are required for all food product exhibits (Level 1 only - mix allowed; bring instructions from mix.)
7. 4-Her (9 and older on Jan. 1) with purple ribbon exhibit qualifies for State Fair. State Fair limits - one non-perishable food product and one educational exhibit.
8. All commercial products must meet the requirements listed for the class or they will not be accepted. Commercial mixes may be used only where designated.
9. Remove baked products from baking pans and place on paper plates or on covered cardboard cut to fit the size of the product. Attach gummed label to bottom of plate or cardboard. Labels are available http://www.kansas4-h.org/events-activities/fairs/kansas-state-fair/docs/foods-and-nutrition/Foods_Label.pdf or make your own with the following information: Class Number, Food Product Name, 4-H Member's Name and County or District. Place in clear plastic bag. The entire product must be entered and uncut. Exhibit 3 cookies, 3 muffins, 3 bread sticks, etc.
10. All unfrosted cakes shall be exhibited in an upright position with top crust showing except for those cakes with special designs, such as Bundt cakes which should be top crust down.
11. For food safety purposes, any under baked exhibits will be disqualified. Food with custard and dairy based filling and frosting (ex. cream cheese), raw eggs, flavored oils, "canned bread" or bread or cakes in a jar, cut fresh fruit or food requiring refrigeration (ex. bacon), or unbaked exhibit with raw flour (ex. no bake cookies) will be disqualified and not judged. Refer to K-State Research and Extension publication 4-H 888, Judges Guide for Food and Nutrition Exhibits, for information to help you make informed, safe food exhibit decisions.
- 12. For food safety purposes, any entries with frostings and fillings must calculate the amount of sugar in the frosting/filling recipe only. Calculation must be attached to entry, or the placing will be lowered one ribbon when judged. Frosting and fillings need to contain more than 65% sugar for safety. Examples on how to calculate this percentage are included in the publication located at: <https://bookstore.ksre.ksu.edu/pubs/MF3544.pdf>.**
13. All food products will be placed on sale following judging with proceeds to 4-H Council.
14. 4-Hers entered in Levels II, III and IV may also exhibit in Food Preservation.

DEFINITIONS

*Educational Exhibit -Exhibits may be in the form of a poster, notebook or display. Follow copyright laws as explained in the General Rules as you are preparing your exhibit. Take care to select materials that withstand fair conditions. No card table displays are allowed. If the exhibit is a poster, it must not be larger than 22" x 28". Displays are not to exceed a standard commercial 3' x 4' tri-fold display board. Name and county must be clearly marked on educational exhibits. The educational exhibit evaluation form will be provided at judging time. A collection of your favorite recipes in a recipe box does not constitute an educational exhibit.

*Molded Cookies -The dough is molded or formed with the hands into balls or other shapes; sometimes flattened with a fork or the bottom of a glass.

*Rolled Cookies -The dough is rolled with a rolling pin and cut into shapes with a cookie cutter.

*Quick Breads -Do not contain yeast.

*Whole Wheat -50% or more of the flour used must be whole wheat flour.

SPECIAL AWARDS

1. Best Whole Wheat Exhibit - Commemorative Plate - Dickinson County Farmers Union — Entry must contain 50% or more whole wheat flour and yeast.
2. Yeast Bread Award - Bread Knife & Cutting Board - Agnes Garten
3. Quick Bread Loaf Award – Bread Knife & Cutting Board – in Memory of Patty Schlesener
4. Angel Food Cake Award – Cake Knife – Margarete Riffel in Memory of LaDell Riffel

LEVEL I - Beginning (Age 7-8)

*518. Educational Exhibit (See definition.)

*519. Non-perishable food product

Suggested products, but not limited to:

- Popcorn snack (1 cup)
- Nutritious Cereal Snack (1 cup)
- Muffins, 3, from a mix; do not use paper liners. Bring mix instructions.
- Muffins, 3, from scratch; do not use paper liners.
- Cupcakes, 3, from a mix, frosted or unfrosted; paper liners may be used. Bring mix instructions.
- No-Bake cookies

LEVEL II - Intermediate (Age 9-11)

Also eligible to exhibit in Food Preservation

4301. Educational Exhibit (See definition)

4300. Non-perishable food product

Suggested products, but not limited to:

- Drop Cookies, 3
- Nutritious Bar Cookies, 3
- Molded Cookies, 3
- Soft Pretzels, 3
- Rolled Baking Powder Biscuits, 3
- Muffins, 3, from scratch; do not use paper liners
- Loaf Quick Bread, 7" x 3" or 9" x 5" size
- Use of whole grain flour, fruit, and/or nuts is encouraged

LEVEL III - Advanced (Age 12-14)

Also eligible to exhibit in Food Preservation

4303. Educational Exhibit (See definition)

4302. Non-perishable food product

Suggested products, but not limited to:

- Loaf Yeast Bread, white, 9" x 5" loaf size
- Loaf Yeast Bread, whole wheat, 9" x 5" loaf size (Eligible for Special Award)
- Loaf Yeast Bread, any type, made with bread machine
- Loaf Yeast Bread, any type, dough made with bread machine, shaped and baked traditionally
- Variety Yeast Bread (examples - yeast coffeecake, 3 dinner rolls, 3 cinnamon rolls)
- Variety Yeast Bread, dough made with bread machine, shaped and baked traditionally
- Loaf Quick Bread, 9" x 5" or 7" x 3" loaf size
- Quick Bread, 8" or 9" square or round (examples - gingerbread, coffeecake, Boston brown bread)
- Muffins, 3, made from scratch; do not use paper liners
- Rolled Cookies, 3
- Cake, 1, 8" or 9" round or square, unfrosted

LEVEL IV - Senior/Advanced (Age 15+)

Also eligible to exhibit in Food Preservation

4305. Educational Exhibit (See definition.)

4304. Non-perishable food product

Suggested products, but not limited to:

- Layer Cake, 1 or 2 layers, 8" or 9" round or square
- Angel Food or Sponge Cake or 3 Angel Food or Sponge Cupcakes, unfrosted
- Specialty Yeast Bread (examples - onion flatbread, Armenian Thin Bread, 3 bread sticks)
- Fruit Pie, 2-crust in disposable pan

4306. Food Gift Package and/or Specialty Food Product. No alcoholic beverages will be accepted. A food gift package must contain at least 3 different food items (prepared for human consumption), made by the 4-H'er, in a suitable container no larger than 18"x18"x18". Prepared

food items must have recipes attached with the entry. Additional homemade food items beyond the 3 minimum or purchased items may also be included in the gift basket.

On the back of the entry card, answer these questions:

- a) what is the intended use?
- b) what food safety precautions were taken during and after preparation? This entry will count as a non-perishable food product, not as an educational exhibit.

ALL LEVELS

*552. "Flop" class. 4-Her member of any age can enter one item that did not turn out. The judge and 4-Her will discuss what might have gone wrong in order to learn and correct for the next time. Participation class with no premium.

4-H Food Preservation

1. Exhibits must have been preserved since the member's previous year's county fair, and not exhibited at the previous State Fair.
2. Recipes and processing methods from the sources below are recommended. Recipes must be from current (tested resources below) AND MUST BE ADJUSTED FOR ALTITUDE based on your processing location, or it will be disqualified. Processing methods that will be disqualified include: open kettle-canning, oven canning, sun canning, and using electric multi-cookers. For more information on electric multi-cookers, see http://nchfp.uga.edu/publications/nchfp/factsheets/electric_cookers.html. Untested recipes will be disqualified for food safety reasons. Tested recipes resources include:

- K-State Research and Extension Food Preservation publications
- Other University Extension Food Preservation publications
- USDA's Complete Guide to Home Canning, 2015
- So Easy to Preserve, 6th Edition, The University of Georgia Cooperative Extension Service
- Blue Ball Book Guide to Preserving, Edition 37
- Ball Complete Book of Home Preserving, 2015 and 2020
- All New Ball Book of Canning and Preserving
- Canning mixes (i.e. Mrs. Wage's, Ball)
- Pectin Manufacturers (i.e. SureJell, Ball)
- KSRE Rapid Response Center Preservation Recipes
- National Center for Home Food Preservation
- Ball and Kerr
- <http://www.rrc.k-state.edu/preservation/recipes.html>

Refer to the following K-State Research and Extension publications for more information:

- 4H712, Food Safety Recommendations for Food Preservation Exhibits (<http://www.ksre.ksu.edu/bookstore/pubs/4H712.pdf>)
- MF3170 "10 Tips for Safe Home-Canned Food" (<http://www.ksre.ksu.edu/bookstore/pubs/MF3170.pdf>)
- MF3171 "Sassy Safe Salsa at Home" (<http://www.ksre.ksu.edu/bookstore/pubs/MF3171.pdf>)
- MF3172 "What's Your Elevation?" (<http://www.ksre.ksu.edu/bookstore/pubs/MF3172.pdf>)
- MF3241 "How to Guide to Water Bath Canning and Steam Canning" (<http://www.bookstore.ksre.ksu.edu/pubs/MF3241.pdf>)
- MF3242 "How to Guide to Pressure Canning" (<http://www.bookstore.ksre.ksu.edu/pubs/MF3242.pdf>)

3. Alcohol is not allowed as an ingredient in food preservation entries. Entries with alcohol in the recipe will be disqualified and not judged.
4. Each 4-Her may exhibit up to three entries per class (must be different recipes) with a maximum of 5 entries total.
5. Each exhibit must have the complete recipe and instructions attached with the entry card, or it will be disqualified. Recipe must include exhibitor name, recipe source, date of publication, and altitude of where food was processed. If using Mrs. Wage's or Ball mixes, indicate the date the mix was purchased.
6. Exhibits must be sealed in clean, clear standard canning jar with matching brand (use Ball lids on Ball jars, or Kerr lids on Kerr jars, etc.) two-piece lids. Do not use colored jars. Do not add fancy padded lids, fabric over wraps or cozies as they interfere with the judging process. No fancy packs unless recipe states to do so (ex: Pickled asparagus). Jars must be sealed when entered. For food safety reasons, the size of jars used must not be larger than the jar size stated in the recipe. Note: There are 12-ounce, 24-ounce, and 28-ounce canning jars available and may be used. Use pint jar process recommendations for 12-ounce jars. Use quart jar process recommendations for 24-ounce jars and 28-ounce jars.
7. Labels – Each jar or container exhibited must be labeled. The label must not cover brand name of jar. The label must give: Class No., Product, Altitude Where Processed, Canning Method (water bath, weighted gauge or dial gauge pressure method), Process Time, Pressure (psi), Date Processed including month and year, Name, and County/District. Templates to make adhesive labels can be found at kansas4h.org under Kansas State Fair resources.
8. If dried food product is not in a canning jar, it will be lowered one ribbon rating. Suggested amount: 1/3 – 1/2 cup, or three or four pieces per exhibit. All meat jerky must be heated to an internal temperature of 160 degrees F before or after drying. This is not the drying temperature! Dried products must include the recipe, preparation steps, and heating instructions. Jerky not heated to an internal

temperature of 160 degrees F will be disqualified and not be judged. Heating information can be found in “Dry Meat Safely at Home” www.ksre.ksu.edu/bookstore/pubs/MF3173.pdf.

9. Classes marked with asterisk (*) are ineligible for State Fair competition. For State Fair competition exhibits must be sealed in non-decorated, clean standard canning jars with matching brand (use Ball lids on Ball jars or Kerr lids on Kerr jars, etc.) two-piece lids. Each exhibit must have the complete recipe and instructions attached, or it will be lowered one ribbon placing.

SPECIAL AWARD

1. Food Preservation Award – 1st - \$20, 2nd - \$15, 3rd – \$10 – Katie Wieters

FOOD PRESERVATION

4350. Sweet spread or syrup, (fruit and/or vegetables), 1 jar

4351. Fruits, juices, fruit mixtures (salsa, pie filling, etc.), 1 jar

4354. Tomato/tomato product, tomato juice and tomato salsas, 1 jar

4352. Low acid vegetable, (green beans, corn, etc., or vegetable mixtures), 1 jar

4353. Pickles (fruit or vegetable), fermented foods, relishes and chutney, 1 jar

4355. Dried Meats, 1 jar

4356. Dried Foods: One kind of dried food product exhibited in a small canning jar. If dried food product is not in a canning jar, it will be lowered one ribbon rating. Suggested amount: 1/3-1/2 cup, or three or four pieces per exhibit. All meat jerky must be cooked to an internal temperature of 160 degrees F before or after drying. Dried products must include the recipe and preparation steps. Jerky not heated to an internal temperature of 160 degrees F will be disqualified and not be judged. Heating information can be found in “Dry meat Safely at Home” <http://www.ksre.ksu.edu/bookstore/pubs/MF3173.pdf>

4-H Home Environment

Conference Judging – Saturday before fair week by schedule beginning at 9 a.m., Sterl Hall

Superintendent Leah Hern

Assistant Superintendent Lynne Murphy, Michele Livingston

1. Read General 4-H Rules. Pre-entry required by deadline at www.ckff.fairentry.com

2. Each 4-Her may exhibit more than one entry per class with a maximum of 5.

3. Each article should have a 4-H clothing label attached for identification.

4. Home environment exhibits must be left after judging to be exhibited at the fair to receive ribbon and money premium.

5. Poster or notebook may include swatches, colors, stories, photographs, and project records which detail what was accomplished this year with an indication of long-term plans. Posters must be no larger than 22”x28” poster board. Displays are not to exceed a standard commercial 3’x4’ tri-fold display board.

6. Article may have been used before exhibited, but if so, shall be carefully laundered or cleaned before exhibited. Article should be current year improvement.

7. A summary including plans, explanation of how the item(s) was(were) made or refinished, and how it fits into the color and design of the room. Summary could also include project inspiration, challenges, who helped you, and any other information that could be helpful to the judge. Summary should be in a plastic protective sleeve and attached to the exhibit.

8. Projects with missing or insufficient summary will be lowered one ribbon placing (i.e. a blue ribbon exhibit will receive a red ribbon).

9. Exhibits should be of high quality (as compared to quick, simple crafts), suitable for use in the home several months throughout the year. Holiday specific items are discouraged.

HOME ENVIRONMENT

4400. Single Exhibit. An article (furniture, fixtures, interior or exterior, etc.) made or refinished by the 4-Her for the home. Must include attached summary.

4401. Design Board – Boards must be on a foam core or standard tri-fold display. Include: color scheme, wall treatment, floor treatment, samples, etc. and/or floor plan for a room. Must include attached summary.

4402. Notebook – Notebooks may include floor plans, swatches, colors, stories, photographs, and project records which detail what was accomplished this year with a given indication of long-term plans. Notebooks should also include project inspiration, challenges, who helped you, and any other information that could be helpful to the judge. Additional summary is not required for Notebook exhibits.

4-H CREATIVE ARTS

4-H Photography

Conference Judging – Saturday before fair week by schedule beginning at 9 a.m. Sterl Hall

Superintendent Ashley Loucks

Assistant Superintendent Jill Swenson

1. Read General 4-H Rules.

2. This department will be judged by conference method pre-fair judging. Photographs must be exhibited at fair to receive ribbon and money premium.
3. Members are limited to 3 entries. Entries receiving purple ribbons may be eligible for the Kansas State Fair. State Fair exhibitors, first through seventh year in photography project, may enter one (only) photo print per exhibitor. State Fair exhibitors in the eighth (plus) year in the photography project may enter two prints if the prints are in different classes.
4. Black and white prints and color photographic prints and/or videos may be exhibited.
5. Photographs exhibited must be the result of the current year's project work. Photos must be taken by the exhibitor.
6. Classes marked with asterisk (*) are ineligible for State Fair competition.
7. Photographs taken with a digital camera and having no more adjustments than exposure, color intensity or correction, one click filter effects, red eye removal, cropping, dodging and burning should be entered in the standard color or black and white classes. HDR photos are to be entered in the standard photo class.
8. My Favorite 4-H Photography Display: This new class is only for those photography project members with 10 or more years of experience. This class is a non-judged mounted display consisting of four favorite photos from the member's photography career in 4-H. All photos and a fifth biography/description with details of why they are regarded as most significant will be mounted on white or cream studio matte board. Photos and biography/description will be displayed on one row of the photography racks. This class is an extra way to showcase the development and accomplishments of the 4-H member's photography career. Members can still enter other eligible classes.
9. The black and white classes are for black and white prints only. Monochromatic prints, including sepia prints are considered color photos and must be entered in the appropriate color photo class.
10. Photos with live subject(s) on railroad right away or taken from railroad right of way property will not be displayed and may receive a ribbon penalty.
11. Copyright protections must be observed.
12. Photographic subject matter is expected to follow 4-H standards. For a sense of prohibited subject matter, review the Kansas 4-H Member Code of Conduct; in general, if it is not allowable at a 4-H event, it is not allowable in a 4-H photograph.

Definition:

A. Photo Story: A picture story consisting of three, four or five photos. No cropping, enlarging or labeling of photographs allowed. Photo stories are to be mounted on photo mount oriented narrow side up as seen in item G. Multiple Boards may be used.

COUNTY PHOTOGRAPHY DISPLAY: 20 Photos will be selected for a county photography display; dates and locations of display will be announced. Selected photos will be held by superintendents after the fair.

SPECIAL AWARDS:

1. Top 20 4-H Photos – Rosettes – Faye Teetzen Memorial

STATE FAIR PHOTOS: Will be held by superintendents for submission to the Kansas State Fair.

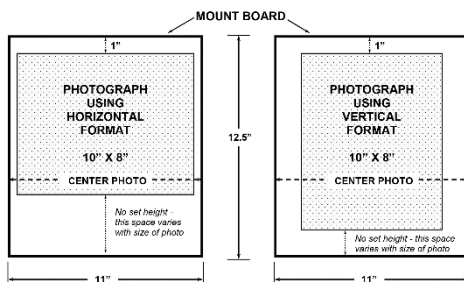


PHOTO MOUNTING AND DISPLAY INSTRUCTIONS

- A. Mount photo on 11" x 12 1/2" photo mount, which may be purchased at the Extension office. (Board is always oriented narrow side up)
- B. A permanent mount should be made using photographic adhesive mounting. A full coverage permanent mount (spray adhesive recommended or heat mount) must be made. Each photo is handled numerous times (up to 25) throughout the judging, sorting, and display process.
- C. No lettering is permitted on the front of the mount or on the photo.
- D. Exhibitor's name, address, county, class, and location photo was taken should be written on lower left-hand corner on back of mount.
- E. For 8" x 10"
 - 1) Photos must be no larger than 8" x 10" and no smaller than 7" x 9" after trimming.
 - 2) Remove white border from enlargement before mounting.
 - 3) No underlays or borders permitted. Mount on photo mount with 11" dimension across and 12 1/2" dimension up and down with top edge of print 1" below the top of the board and the sides of the print equal distance from the sides of the mount. (Exception Photo Story - See definition). Incorrect mounting cannot be displayed and will reduce ribbon by one placing and disqualify photo for State Fair.
 - 4) Cropping allowed.
- F. At time of judging, a two-part entry card shall be submitted with the photo, UNATTACHED, loose in the bag.
- G. It is required each photo be displayed in a 2-gallon plastic zip-style bag or clear bag available from the Extension Office. Do not seal the bag.

PHOTOGRAPHY

*839. Photo Story: For 4-H'er with 3 years or less in the project. A picture story consisting of three, four or five photos. No cropping, enlarging, or labeling of photographs allowed.

4800. Color photos taken by 4-H'er with 3 years or less in the project.

4801. Color photos taken by 4-H'er with 4 - 7 years in the project.

4802. Color photos taken by 4-H'er with 8 or more years in the project.

4803. Black and white photos – taken by a 4-H member with 3 years or less in the project (Black and white prints only)

4804. Black and white photos – taken by a 4-H member with 4-7 years in the project (Black and white prints only).

4805. Black and white photos – taken by a 4-H member with 8 or more years in the project (Black and white prints only).

4806 My Favorite 4-H Photography.

1. This is a “display only” class.

2. Eligible members must have enrolled in photography for ten (10) or more years.

3. Requirements are:

A. Choose a total of four (4) of your favorite photos from any of the years enrolled in photography. 45 If used previously in competitive exhibits, remove all data slips and stickers. If the photo is an unmounted print, mount it using standard 4-H requirements and mat board.

B. Develop a short biography piece. -Tell how/when an interest in photography began. -Explain why each of the four photos is a favorite. -Share the skills learned because of photography. Think beyond camera skills and include leadership, community service, etc. -Tell of any mentors/leaders worked with. -Share workshops or camps pertaining to photography you attended. -Explain (if relevant) any plans to use photography skills beyond 4-H/High School. -Include a small (2 x 3) photo of yourself at the start of the biography. -Print the biography document and mount it on a standard mat board.

4. Place name and Extension unit on the back of each of the 5 mat boards in the upper right-hand corner.

5. This exhibit does not have to qualify at the county/district level to exhibit at the Kansas State Fair.

6. There is no data slip required.

7. A member who qualifies to exhibit in this class is still allowed to enter other qualifying classes

PORTFOLIO CLASSES

4807. Growth Portfolio

1. Member is eligible for this class beginning with the third year of enrollment in the 4-H photography project.

2. Exhibit will consist of one photo for each year of enrollment. Each photo must have been created in a different year and must be labeled with the year taken/project enrollment year. A maximum of 5 photos may be included, if the member has 5 or more years of enrollment. Photos are not required to be in a consecutive order. For example, a nine-year-old with three years enrollment in photography is eligible to enter a growth portfolio. The portfolio in this example should have one photo from the seven-year-olds year, one photo from the eight-year-olds year, and one photo from the nine-year-olds year. The growth portfolio class may start at any time in the member's photography career. For an older member, the growth portfolio would represent any five years in the project, for example, years 1,3,5,7 and 9 for a member having project enrollment totaling 9 years.

3. Photos must be 8"x10" and may be color or black and white and must be unmounted.

4. An information sheet must accompany each photo giving brand and model of camera used to create the photo. The settings for focal length, aperture, mode and shutter speed must also be listed.

5. Skill set used to create the photo must be given and explained. Main goal for each year should be listed.

6. Beginning with photo 2, member description of GROWTH in project must be included on information sheet.

7. Exhibit will consist of photos arranged in chronological order of enrollment, information sheet on each photo, and all information listed in #6 and #7. A portfolio book will be required to exhibit.

4808. Career Portfolio

1. Member must have been enrolled in Photography project for five (5) or more years OR member must be age 15-19 and been enrolled in Photography project for at least two (2) years.

2. Exhibit will consist of ten (10) 8x10 photos showing skill development in one of the following photography areas: Portraiture, Special Effects (not done with computer), Landscape, Photojournalism, Black and White, Nature/Wildlife or Graphic Design (computer skills with photos). Photos may have been created over multiple project years.

3. Photos may be color except if Black and White option is chosen and must be unmounted.

4. An information sheet must accompany each photo giving brand and model of camera used to create the photo. The settings for focal length, aperture, mode and shutter speed must also be listed.

5. A one-page summary should accompany the portfolio listing the goal for pursuing this area of photography and what skills were learned while doing so. Mentors should be acknowledged. Career exploration can also be described.

6. Exhibit will be presented in a notebook designed for portfolio review with pages for required information from #4 and #5.

4-H Visual Arts

Conference Judging – Saturday before fair week by schedule beginning at 9 a.m., Sterl Hall

Superintendent Leah Hern

Assistant SuperintendentLynne Murphy, Michele Livingston

1. Read General 4-H Rules.
2. Pre-entry due by deadline at ckff.fairentry.com
3. 4-H members enrolled in Visual Arts may exhibit a maximum of three (3) entries (a set is considered one entry.) Each article MUST represent a different art skill, medium, technique, or which may include a report, poster (no larger than 3'x4' tri-fold) or other display showing art forms explored.
4. 4-H members enrolled in Performing Arts may exhibit three (3) entries which may include a report, poster or other display showing performing art forms explored.
5. All entries will be judged by CONFERENCE METHOD PRE-FAIR JUDGING. Craft articles must be left after judging to be exhibited at the fair to receive ribbon and money premium.
6. One item from each of the five visual arts categories from exhibitors 4-H age 9 and up may be selected for display at the Kansas State Fair. Judges will select one item for exhibit at the Kansas State Fair in each of the five classes from purple ribbon entries of those 4-H age 9 and up in each class.
7. All art work must be matted or framed and have wire or saw tooth hanger for display purposes.
8. Not responsible for any exhibits that may be lost, broken, or stolen while on display.
9. Articles exhibited must be an original design created by the exhibitor. See copyright guidelines in the general rules section of the Kansas State Fair Book (page 5) at <https://www.kansas4-h.org/eventsactivities/fairs/kansasstate-fair/docs/2021%204h%20fairbook%20class%20update%20clean%20copy.pdf>

VISUAL ARTS

- *4501. Fine Arts Oil, chalk, charcoal, dyes, pastels, pencil, ink, acrylic, or watercolor on canvas, canvas board, paper, wood, metal, or textiles, framed as a picture, prepared for hanging. Stretched canvas art on a wooden frame is considered prepared for hanging provided that frame has a hanger.
- *4502. Clay and Ceramics Any original item made of clay; may be fired or unfired, hand formed, or thrown on a wheel. Self-hardening, fire/oven-cured, and/or cornstarch clays are acceptable. Items can include, but are not limited to, clay statues, bowls, etc.
- *4503. Leather and Jewelry Any leather stamping, carving, tooling, lacing, or stitching piece or any jewelry piece made from any medium are acceptable exhibits.
- *4504. Three-Dimensional The piece must be observable on at least three sides and should be either free-standing or prepared to be hung. Craft and pre-formed or assembled projects are not acceptable.
- *4505. General Crafts This category incorporates miscellaneous pieces that do not correspond to the four, above-mentioned categories.

4-H SCIENCE ENGINEERING & TECHNOLOGY

4-H STEM

Conference Judging – Saturday before fair week by schedule beginning at 9 a.m., Sterl Hall
 Superintendent Karla Riekeman

1. Read General 4-H Rules.
2. STEM exhibits must be left after judging to be exhibited at the fair to receive ribbon and money premium.
3. Exhibitor is limited to four items, no more than two per class.

4-H Astronomy

1. The 4-H member must be currently enrolled in the 4-H STEM - Astronomy project to exhibit in this division.
2. Each exhibitor may enter one exhibit per class. Exhibit must have been completed during the current 4-H year.
3. Telescopes entered in this division may be built from a kit or by original design. Pre-finished telescopes which require no construction or painting are not acceptable exhibits.
4. Telescopes are limited to no more than six feet in length. They must be placed on a stationary stand that does not allow the telescope to roll and/or fall over. The stand cannot extend past two feet in length or width.
5. Each telescope exhibit must include a "4-H Astronomy Exhibit Information Form," which should be attached to the outside of a 10" x 13" manila envelope. You must also include construction plans (or a photocopy) of the telescope and place it inside the manila envelope. For notebooks, display boards, and posters, no additional exhibit information is required; no manila envelope is needed for these exhibits.
6. See the last section for full details about exhibiting posters, display boards and notebooks.
7. Two photographs showing telescope construction and operation are required. Photographs should be mounted on one side of an 8 ½" x 11" page. A brief caption should accompany each photograph. Place photos in the 10" x 13" manila envelope.
8. The telescope must be properly assembled and painted with a smooth and uniform finish. Decals, if used, should be attached smooth and tight.
9. Telescopes designed by the exhibitor must be original, not a modification of an existing kit. Exhibitor's name, county or district, age, and year(s) in project must be tagged or labeled in a prominent location on the telescope stand, educational display, notebook, and/or poster.
10. If a safety violation is noted by judges, superintendent, or other staff, the exhibitor's exhibit, at the judge's discretion, will receive a participation ribbon.

Astronomy

5500. Telescope made from kit

5501. Telescope made from original design

4-H Computer Systems

1. The 4-H computer project teaches concepts related to computers, hardware knowledge, software programming and applications, internet safety, the building, maintenance and repair of computers and future career opportunities. Please note that the actual construction of computer hardware (i.e., building a computer, electronic devices with a mother-board based manipulation) will remain in the Energy Management division.
2. The 4-H members must be currently enrolled in the 4-H Computer project to exhibit in this division.
3. Each exhibitor may enter one exhibit per class.
4. Exhibitor's name, club, 4H age, and years(s) in project must be tagged or labeled in a prominent location on the exhibit, educational display, notebook, and/or poster.
5. See the last section for full details about exhibiting posters, display boards and notebooks.
6. If a safety violation is noted by judges, superintendent, or other staff, the exhibitor's exhibit, at the judge's discretion, will receive a participation ribbon.

The Kansas 4-H STEM Computer Systems portion of the computer project is designed to allow 4-H members to explore how *information* is moved from one part of the computer to the other; how *information* is moved between two or more computer systems (networking); how *information* is stored; or how *information* is acted on (programming).

Any item which IS NOT a notebook, display board, or poster displayed in this class is considered a "computer system" exhibit and MUST follow the rules set forth below.

1. All exhibits must be
 - a. self-contained on a USB drive (thumb drive, flash drive, jump drive, or other any other name for a small USB storage device; the rules will use "USB drive"). This means that a judge can plug in the USB drive into a computer and be able to run the exhibit as described below. OR
 - b. System-On-A-Chip (SOC) (such as Raspberry Pi) or a Micro-Controller (such as an Arduino or Ozobot) AND is a compact (less than 4-8" x 4-8" x 4-8") system, which can be programmed AND requires minimal assembly to operate (e.g. connecting power, display, and keyboard/mouse cables). Referred to as a "chip system" through the rest of the rules.
2. Physical computers such as tablets, smart phones, laptops, or personal computers (PCs) will not be accepted as an exhibit.
3. "Chip systems" may use/include GPIO bread boards or HATs (Hardware Attached on Top the size of which is not included in the size of the chip system, however, the total size of the chip system and GPIO devices may not exceed 24"x24"x24" including any protective enclosures.
4. Any attached GPIO devices are not judged for electrical construction or quality as this division is focused on the operational aspects of the systems that have automated articulated structures (arms, wheels, grippers, etc.) which the exhibitor constructed, can also be classified as a robot and the exhibitor must decide which division to exhibit in as the exhibit may not be entered in both divisions.
5. For chip systems, all electric components of the system must be adequately covered or concealed with a protective enclosure. Paper is NOT considered an adequate enclosure or covering for the electrical components.
6. All revisions of all forms previously released for the Computer division either undated or dated prior to current year are void for use and new forms must be obtained and used that are dated by the Kansas State 4-H Office for the current year. Use of old forms will result in the loss of one ribbon placing for exhibits.
7. For all computer system entries the following items are required as part of an exhibit packet
 - a. A manila envelope with the Computer Exhibit Form attached to the front, this form can be downloaded at www.STEM4KS.com.
 - b. A USB drive labeled with the 4-Hers name, county/district, and club; in a way that does not prevent it from being plugged into a computer.
 - c. For exhibits that are entered on USB drives, at least one (1) graphic (picture, screen shot/capture, slide, etc.) of the project must be printed out on an 8.5" X 11" sheet of paper, **placed in a plastic sheet protector**, to allow for proper display and recognition at the Kansas State Fair. Additionally, this graphic should be included on the USB drive and given the name "display graphic." This is what will be displayed during the fair, all other material will be sent back to the county/district office. On the back side of the graphic the 4-Her's name, county/district, and club should be listed.
 - d. Instructions to run any part of the exhibit on the USB drive.
(There should be at least three (3) items in your manila envelope: USB drive, graphic and instructions).
8. Each exhibit must be accompanied by a "4-H Engineer's Journal." The engineer's journal should be typed. It can either be included electronically on the USB drive (preferred) or printed and placed in the manila envelope.
 - a. The "4-H Engineer's Journal" should start with a dated entry describing what the 4-H member is trying to accomplish/build.
 - b. The "4-H Engineer's Journal" should conclude with a dated entry describing what the 4-H member achieved in creating. (The start and end many times will be different. The judges are interested in the journey).
 - c. Additional entries in the "4-H Engineer's Journal" should be made as progress occur describing successes and failures; as well as the steps done and any sources of information including links used.

- d. Pictures can also be included in the “4-H Engineer’s Journal” but should not be more than 50% of the entries.
 - e. The “4-H Engineer’s Journal” should contain at least one graphic.
 - f. The “4-H Engineer’s Journal” must be at least 3 pages in length.
 - g. An example of a “4-H Engineer’s Journal” can be found at www.STEM4KS.com.
 - h. The “4-H Engineer’s Journal” will comprise 50% of the overall exhibit score. Failure to include a “4-H Engineer’s Journal” will result in the exhibit being disqualified.
9. If the exhibit is a program, application, app, web site, or requires any coding, the source code must be included on the USB drive. Failure to include a copy of the “source code” may result in up to one ribbon place deduction.
 10. Diagrams or decision trees showing the logical flow of the system must be included on the USB drive for all exhibits.
 11. 4-Hers must bring a computer that will run their project to the fair for judging as judges typically do not bring computers with them. Operating instructions are still required. Instructions should be written as though you were helping a less techy person, (like a grandparent) use the USB drive with a computer similar to what is described in rule 9 below. An example of instructions can be found at www.STEM4KS.com.
 12. Each exhibit must accomplish a specific automated task using a computer, a chip system, or virtual machine (VM).
 13. Check with the extension office to see if an internet connection will be available at the fair. Internet based content may be included in exhibits. Exhibitors should take great care and go on-line with their guardian’s permission. User names and passwords should not be included in exhibits. If they are required to view the content, a temporary user account and/or password should be created for judging at the fair, once judging is complete the user name and password should be disabled on the account. If a separate user account is not possible, the content should be included as part of the video. **YOU SHOULD NOT SHARE YOUR USER NAME OR PASSWORD WITH OTHERS.**
 14. All licensing should be adhered to for any software used in the exhibit. Failure to do so will result in a reduction of one ribbon placing and may not be considered for best of show.
 15. The creation of viruses, malware, malicious applications or code, defamatory language or graphics, bullying, or any material that is “mean,” “dangerous,” or harmful according to the judge’s opinion will result in the exhibit being disqualified.
 16. Pictures or still graphics created are not eligible for entry as a project in this division and should be entered in the appropriate photography division.
 17. Judging will be based on a score sheet which can be found at www.STEM4KS.com. There are four (4) areas each exhibit will be judged on.
They are:
 - a. 4-H Engineers Journal (what I learned to make it work), 50% overall score
 - b. Instructions (how I help others make it work), 25% overall score
 - c. Functionality (does it work), 12% overall score
 - d. Diagrams (and code if applicable) (how I think it works), 13% overall score

Computer Systems

5590. Computer program, application, app, script, or coded system that is new and unique (not merely a file run in a program, such as a “Word document” or a picture drawn in “Microsoft Paint”).

5591. Computer presentation (Power Point, web page/site, animated graphics, etc.).

5592. Single computer system (web server, database server, etc.).

5593. Networked system consisting of two or more computers.

5594. Chip system – a small (4-8” x 4-8” x 4-8”) programmed physical device that accomplishes a specific task.

4-H Robotics

1. 4-H members must be currently enrolled in the Kansas 4-H Robotic project to exhibit in this division.
2. Each exhibitor may enter one robot per class. Exhibit must have been constructed and/or completed during the current 4-H year.
3. Each robot must be free-standing, without the need for additional supports in order to be moved or exhibited. Each exhibit must include a robot, information packets are not a sufficient exhibit.
4. Robots must have automated articulated structures (arms, wheels, grippers, etc.). Game consoles that display on a screen are not considered robots and should either be entered in computer systems division or energy management project. Robots requiring no assembly, just programming, such as Ozbots, are considered computer system projects as the skill is focused on the programming not on the construction of the robot.
5. Robot dimensions should not exceed 2 feet high, by 2 feet wide, by 2 feet deep. Weight may not exceed 15 pounds. If displayed in a case (not required or encouraged) the outside case dimensions may not be more than 26” in height, width, or depth.
6. Materials including but not limited to obstacles, spare batteries, and mats for testing the robot may be placed in a separate container, which is not included in the robot’s dimensions, that container may not be larger than 276 cubic inches as measured along the outside of the container. (Example: 4”x4”x36” or 4”x8”x16” or 6”x6”x16”). The container, if used, and/or any large objects such as mats or obstacles) should be labeled with the exhibitor’s name(s) and county or district.
7. All electric components of the robot must be adequately covered or concealed with a protective enclosure. Paper is NOT considered an adequate enclosure or covering for electrical components.
8. Robots may be powered by an electrical, battery, water, air or solar source only. Junk drawer robots may be powered by a non-traditional power source. Robots powered by fossil fuels/flammable liquids will be disqualified. Robots that include weaponry of any kind

will be disqualified. Weaponry is defined as any instrument, possession or creation, physical and/or electrical that could be used to inflict damage and/or harm to individuals, animal life, and/or property.

9. Remote controlled robots are allowed under certain conditions provided that the robot is not drivable. Robotic arms (hydraulic or electric) are allowed. A remote is allowed provided more than a single action happens when a single button is pressed on the remote, for example “a motor spins for 3 seconds, at which point an actuator is triggered, then the motor spins for 3 more seconds”. Remote controlled cars, boats, planes, and/or action figures, etc. are not allowed.

10. Each robot must be in working condition. The judges will operate each robot to evaluate its workmanship and its ability to complete its intended task. In the event that the robot uses a phone, tablet, or similar device for programming AND control of the robot a video will be used to evaluate the working condition of the robot.

11. Each exhibitor is required to complete the “4-H STEM Robotics Exhibit Information Form” which is available through your local K-State Research and Extension office. This form must be attached to the outside of a 10” x 13” manila envelope.

12. The exhibit must include written instructions for operation (the instructions should be written as if they were to tell a grandparent or elderly person how to operate the robot), construction plans, and one to three pages of project photographs. In addition, a 5-minute video presentation placed on a CD, DVD, USB drive, or similar removable storage device, if applicable. For robots that can be programmed, robot programming information must be included. This information should be placed inside the 10” x 13” manila envelope mentioned above. The exhibitor may enter their electronic project listed under the electric program as under the STEM robotics project if the exhibitor so chooses. No exhibitor will be allowed to set up their robot in person.

13. In the event that the robot uses a device like a phone, iPad, or tablet for programming AND operation, DO NOT include the device (phone, tablet, etc.). The device’s safety cannot be insured. Instead record a video demonstrating the instructions included for your robot. It should show setting up the robot, starting the robot, the robot executing its task, and powering off the robot, just like the instructions are written.

14. Each exhibit MUST include a video of the youth following their instructions for operation. This allows the judges to get a better understanding of the exhibit and allows the youth the opportunity to fully demonstrate their exhibit. The video should be no longer than eight (8) minutes and should be placed on the CD, DVD, USB drive, or similar. These videos may also be considered for including in a running video loop in the STEM area at the state fair after review by judges, superintendent(s), and extension staff. Adult guardians must complete the video release included with the exhibit form. If the release is not completed the video will not be included in the video loop on display in the STEM area at the Kansas State Fair.

15. Creativity, workmanship, and functionality will be strong criteria in judging the “Robot designed by Exhibitor” classes. All robots should have a purpose or intended function, examples include, but are not limited to: following a line, sweeping the floor, solving a Rubix Cube, sorting colors, or climbing stairs.

16. Exhibitor’s name(s) and county must be tagged or labeled in a prominent location on the robot.

17. There are no county or district boundaries that must be adhered to in order to form a Kansas 4-H STEM Robotics team. However, as mentioned in #1, each team member must be enrolled in the Kansas 4-H STEM project.

18. See the last section for full details about exhibiting posters, display boards and notebooks.

19. If a safety violation is noted by judges, superintendent, or other staff, the exhibitor’s exhibit, at the judge’s discretion, will receive a participation ribbon.

ROBOTICS

Novice – 4-H Ages 7-8

*5505. Robot made from a commercial (purchased) kit

*5506. Robot designed and constructed by exhibitor. The robot must not be a mere modification of an existing robot kit or plan

*5507. Programmable robot made from a commercial (purchased) kit

*5519. Robot designed and constructed by exhibitor, that is operated by a remote-controlled device

*5543. Junk Drawer Robotics

Intermediate – 4-H Ages 9 - 13

5509. Robot made from a commercial (purchased) kit (No programming, just assembly)

5510. Robot designed by exhibitor. The robot must not be a mere modification of an existing robot kit or plan

5511. Programmable robot made from a commercial (purchased) kit

5546. Robot designed and constructed by exhibitor, that is operated by a remote-controlled device

5544. Junk Drawer Robotics

Senior – 4-H Ages 14 and over

5513. Robot made from a commercial (purchased) kit (No programming, just assembly)

5514. Robot designed by exhibitor. The robot must not be a mere modification of an existing robot kit or plan

5515. Programmable robot made from a commercial (purchased) kit

5547. Robot designed and constructed by exhibitor, that is operated by a remote-controlled device

5545. Junk Drawer Robotics

Team

5517. Robot designed and constructed by two or more 4-H STEM project members. The robot must not be a mere modification of an existing robot kit or plan. The robot may be a programmable type that is made from a commercial (purchased) kit. This division is designed to encourage teamwork and cooperation among fellow 4-H STEM members. As with many high-tech projects today, no one person designs and builds a robot alone. It takes the brainstorming, planning, problem solving, and cooperation of an entire team to complete a given robotics project.

4-H Rocketry

Special Award: 1st year rocketry project member - \$15 cash award in Memory of Carl Ruhnke

1. 4-H members must be currently enrolled in the 4-H Rocketry program to exhibit in this division.
2. All rockets displayed in this division must be constructed during the current 4-H year
3. If a rocket qualified for the Kansas State Fair, exhibitors should read the State Fair rules for the Rocketry division as they may be different from those at the county fair.
4. Each exhibitor may enter up to two rocket exhibits that have been constructed during the current year. If two rockets are entered, one rocket must be a "model rocket kit" the second may be entered into any other applicable class. An exhibitor may not enter two rockets in the same class.
5. 4-Hers are to complete and sign the rocketry information form, available from www.STEM4KS.com or your local extension office, and attach it to a 10"X13" "manila" envelope. The envelope should contain:
 - Instructions on how to construct the rocket
 - Up to 5 pages of pictures from both construction and launch
 - Documentation of any flight damage that occurred
 - Any modifications made to the rocket
 - An additional page for altitude calculations if the space on the form is not enough.

Additionally, for original design rockets, also known as "scratch built" rockets:

- 5 additional pages of photos are allowed
 - Documentation of how the rocket was tested for stability.
6. If a safety violation is noted by the judges, superintendent, or other staff, the exhibitor's rocket, at the judges' discretion, will receive a participation ribbon.
 7. Rockets are to be displayed upright on a display stand with a sturdy rod that does not extend past the top of the rocket or stand unassisted, unless the rocket is taller than 4 feet in which case no display stand is required and the rocket may be displayed on its side, rockets are not to be displayed on launch pads to save space and prevent someone from being poked in the eye.
 8. Rockets ARE NOT to be displayed with used or unused rocket engines either in the rocket or as part of the stand, if rocket engines are included in the exhibit the judge may disqualify the exhibit.
 9. Rockets should be flown, unless there is an active burn ban in the county or conditions are too dangerous to safely launch the rocket. Just flying the last stage (the part with the nose cone) of a multi-stage rocket is acceptable.
 10. All rockets, except those in the JR division, are not to be "beginner's kits" or use prefabricated fin assemblies or pre-finished rockets requiring no painting, these are not acceptable outside the JR division, and should be disqualified
 11. Angles of fins must fall within a plus or minus 2 degree variation using an approved fin alignment guide (such as KSSTAC10). An official fin guide is available from www.STEM4KS.com.
 12. Fins and body tubes, except those in the introductory division, are to be filled and sealed with sanding sealer and/or primer or other suitable filler to eliminate the appearance of body grooves and wood grain.
 13. Fins and launch lugs are to be filleted to reduce drag and properly secure them to the model.
 14. Engine mounts are to be securely attached to the body tube.
 15. Any seams on plastic parts are to be sanded smooth.
 16. The recovery system (typically a parachute or streamer) should be attached according to the instructions
 17. The nose cone is to fit snugly but still allow for easy removal.
 18. Exhibits, except "beginner's kits," must be uniformly painted and smoothly finished or finished as per rocket instructions (for example, no painting required), and decals, if used, are applied smoothly.
 19. Models may not be judged based on their paint scheme (colors and placement on the rocket), except for rockets that fit the definition of a 'scale model*.' and are entered in the scale model class. Rockets do not have to follow the suggested paint scheme, allowing the 4-H'er to display maximum creativity in the finishing of their rocket. Under no circumstances is the weight given to the paint scheme to be sufficient enough, by itself, to move the non-scale model from one ribbon placing to another.
 20. "Scale models*" entered in the scale model class may be judged based on their paint scheme. The judge may deduct up to one ribbon placing for not following the paint scheme.
 21. "Scale Models*" displayed in the scale model class are to be finished and completed with a majority (greater than 70%) of decals. For all other rockets the use of decals are optional.
 22. Original design rockets cannot be a modification of a pre-existing kit and must be of original design.
 23. Original design rockets must be designed by the exhibitor(s).
 24. Exhibitor(s) must be 11 years of age (4-H age) or older to enter an original design rocket.
 25. Original design rockets must include detailed instructions, so that someone could construct the original designed rocket just like a kit purchased at a store. Instructions can be as many pages as needed to convey full and complete construction techniques.
 26. For a rocket entered in the original design classes, describe in the summary how the rocket was tested for stability prior to flying. Swing testing of the rocket is required. Other tests and calculations are encouraged. Exhibitors must include documentation of the swing test. Failure to swing test a rocket will result in a deduction of TWO ribbon placings.

27. A minimum of one additional page must be added to the rocketry information pack detailing the test(s) performed to insure stability. 4-Hers are strongly encouraged to provide as much detail as possible. Failure to provide adequate written documentation will result in a disqualification.
28. Rockets that use more than one 'D' engine or equivalent are consider mid or high power rockets in 4-H.
29. Mid and High Power exhibitors must be at least 14 years of age by January 1 of the current year.
30. In addition to the information packet completed for all rockets, a high power information form is to be completed and placed inside of the information packet. This may be downloaded from www.STEM4KS.com
31. Exhibitors in the mid and high power divisions must hold memberships in either NAR or Tripoli organizations.
32. The NAR High Power Rocket Safety Code applies to the construction and launching of all rockets displayed in this division. As such all mid and high power rocketry exhibitors must comply with the NAR High Power Rocket Safety Code that is in effect as of October 1st of the current 4-H year.
33. All rockets in the mid and high power divisions are to be launched under adult supervision by the 4-H member who constructed the rocket.
34. For rockets launched using an engine(s) that have 160.1 ('H' engine or equivalent amount of smaller engines) Newton's-seconds or larger, adult supervision must be provided by an individual having at least a level 1 high power certification. The 4-H member should also hold or be attempting to attain their level 1 high power certification if launching on this large of an engine.
35. For state fair eligible ages, video on flash drive is required
36. * Indicates class not eligible for Kansas State Fair.

* As defined by the National Association of Rocketry (NAR), a scale model is "any model rocket that is a true scale model of an existing or historical guided missile, rocket vehicle, or space vehicle." The intent of scale modeling is, according to the NAR, "to produce an accurate, flying replica of a real rocket vehicle that exhibits maximum craftsmanship in construction, finish, and flight performance." (NAR "Pink Book" 50.1 4-1)

ROCKETRY

Division JR - Exhibitors 7 and 8 years old

5520a Rocket made from kit, without pre-assembled fin units. Include plans.

5520b Rocket made from "beginners kit." Include plans. Rockets in this class may have pre-assembled fin units. (This class is for first and second

year 4-H members to explore the rocketry project.)

5537a Scale Model Rocket made from kit. Include plans.

Division A - Exhibitors 9 through 13 years old

5520 Rocket made from kit. Include plans.

5537 Scale Model Rocket made from kit. Include plans.

Division B - Exhibitors 11 through 13 years old (9-10 year-olds may not enter in this class)

5521 Rocket designed by exhibitor: not merely a modification of an existing kit. Include original plans.

5538 Scale Model Rocket designed by exhibitor: not merely a modification of an existing kit. Include original plans and stability testing.

Division C - Exhibitors 14 years and older

5525 Rocket made from kit. Include plans.

5526 Rocket designed by exhibitor: not merely a modification of an existing kit. Include original plans.

5539 Scale Model Rocket made from kit. Include plans.

5540 Scale Model Rocket designed by exhibitor: not merely a modification of an existing kit. Include original plans and stability testing.

Division D - Exhibitors 11 years and older

This class is designed to encourage teamwork among individuals and clubs to work on a rocket from the initial design to the finished product.

5530 Rocket designed by 2 or more exhibitors: not merely a modification of an existing kit. Include original plans.

Division E- Exhibitors 14 years and older

5536 Mid or high power rocket made from kit or original design.

SPECIAL AWARDS

1. Best 1st Year Rocket – Carl Ruhnke Memorial

4-H Unmanned Aerial Systems

Purpose: The 4-H unmanned aerial systems or UAS project explores the world from above the trees and discovers new frontiers with

UASs. UASs are commonly known as Unmanned Aerial Vehicles (UAVs) or drones. Members explore the uses and applications of unmanned aerial systems including how UASs link to other projects such as geology, robotics, electronics, crop science and many more.

1. The 4-H members must be currently enrolled in the 4-H Unmanned Aerial Systems (UAS) project to exhibit in this division.
2. Each exhibitor may enter one exhibit per class. Exhibit must have been completed during the current 4-H year.
3. The information that accompanies the UAS must be limited to the 4-H UAS Exhibit Information Form which is affixed to a 10" x 13" envelope. This envelope should NOT be attached to the UAS. This may be downloaded from www.STEM4KS.com. Any UAS exhibit not including this completed envelope will receive an automatic participation ribbon. All revisions of forms previously released for the STEM division dated prior to current year are void for use and new forms must be obtained and used that are dated by the Kansas State 4-H Office for the current year.
4. Each exhibit MUST include a video of the youth operating their UAS. This allows judges to get a better understanding of the exhibit and allows the youth the opportunity to fully demonstrate their exhibit. The video should be no longer than 8 minutes and should be placed on the CD, DVD, USB drive, or similar.
5. Exhibitor's name, county or district, age, and years(s) in project must be tagged or labeled in a prominent location on the exhibit, educational display, notebook, and/or poster.
6. Unmanned Aerial Systems that include or depict weaponry of any kind will be disqualified.
7. See the last section for full details about exhibiting posters, display boards and notebooks.
8. If modifications are made to the exhibit a page should be attached noting those modifications.
9. If a safety violation is noted by the judges, superintendent, or other staff, the exhibitor's exhibit, at the judges' discretion, will receive a participation ribbon.
10. For exhibits "designed and constructed by the exhibitor" the UAS must not be a mere modification of an existing kit or plan. You may not exhibit a UAS that is purchased off the shelf in this class.
11. For "practical application" exhibits, the exhibit must include the UAS, plus one or more of the following: video, notebook, poster, display board, etc. This class is separate from educational exhibits. A tangible use would be mapping Russian olive trees, eroded soils, and bindweed in fields, etc. There are also many other non-agricultural UAS uses that would be appropriate for this class.

Junior, 4-H age 7-8 years old

*5701a. Unmanned Aerial System designed and constructed by exhibitor that is operated by a remote-controlled device. The UAS must not be a mere modification of an existing kit or plan. You may not exhibit a UAS that is purchased off the shelf in this class.

*5702a. Practical application of an Unmanned Aerial System constructed from a commercial (purchased) kit. This includes the UAS, plus one or more of the following: video, notebook, poster, display board, etc. This class is separate from the educational exhibits. A tangible use would be mapping Russian olive trees, eroded soils, and bindweed in fields, etc. There are also many other non-agricultural UAS uses that would be appropriate for this class.

Intermediate, 4-H age 9-13 years old

5701. Unmanned Aerial System designed and constructed by exhibitor that is operated by a remote-controlled device. The UAS must not be a mere modification of an existing kit or plan. You may not exhibit a UAS that is purchased off the shelf in this class.

5702. Practical application of an Unmanned Aerial System constructed from a commercial (purchased) kit. This includes the UAS, plus one or more of the following: video, notebook, poster, display board, etc. This class is separate from the educational exhibits. A tangible use would be mapping Russian olive trees, eroded soils, and bindweed in fields, etc. There are also many other non-agricultural UAS uses that would be appropriate for this class.

Senior, 4-H age 14 years and older

5706. Unmanned Aerial System designed and constructed by exhibitor that is operated by a remote-controlled device. The UAS must not be a mere modification of an existing kit or plan. You may not exhibit a UAS that is purchased off the shelf in this class.

5707. Practical application of an Unmanned Aerial System constructed from a commercial (purchased) kit. This includes the UAS, plus one or more of the following: video, notebook, poster, display board, etc. This class is separate from the educational exhibits. A tangible use would be mapping Russian olive trees, eroded soils, and bindweed in fields, etc. There are also many other non-agricultural UAS uses that would be appropriate for this class.

4-H STEM Educational Exhibits – Posters, Notebooks and Display

Purpose: To allow 4-Hers to explore STEM outside the bounds of traditional projects for rockets, robotics, astronomy, computers and unmanned aerial systems. All posters, notebooks and display boards are listed in this section and have been removed from the individual sections to save space.

1. The General Exhibit rules for ALL STEM categories apply.
2. For notebooks, display boards, and posters, no additional exhibit information is required; no manila envelope is needed for these exhibits.
3. Exhibits in posters, notebooks and display boards must contain substantial supporting educational materials.
4. Educational display boards, posters and notebooks should be creative and showcase details about the knowledge learned in the project during the current 4-H year. Value is placed on youth who can demonstrate how their skills have increased while completing the project. Each exhibit will be judged on uniqueness, creativity, neatness, accuracy of material, knowledge gained, and content. An exhibit judging score sheet is available at www.STEM4KS.com. For

- example, a rocket that may have crashed and/or is highly damaged may be made into an educational display or poster that tells a great story with many lessons learned.
5. Follow copyright laws, citing all sources of information in a standard notation. Sources of information must be cited on the front of your exhibit, including all posters and educational display boards.
 6. Educational displays are not to exceed a standard commercial 3'x 4' tri-fold display board. No card table exhibits will be allowed. Care should be taken to use durable materials that will withstand fair conditions.
 7. "Construction Kits" that are part of Educational displays must be contained in cases (tackle boxes, sealable containers, etc.) that may not be larger than 1' X 2' X 2' and must have a latch which securely keeps all components contained in the "Construction Kits". Other components are to adhere to appropriate dimensions as stated elsewhere.
 8. Educational Project notebooks must be organized in a 3-ring binder.
 9. Any three dimensional poster or display board exhibits may not be thicker than 2 inches.
 10. Engines and igniters for rockets ARE NOT permitted with the exhibit and constitute an immediate disqualification. This is for safety reasons and includes both spent and live engines.
 11. Exhibitor's name, county or district, age, and year(s) in project must be tagged or labeled in a prominent location on the, notebook, and/or "Construction Kit." For education displays and/or posters the exhibitor's name, county, or district, age, and year(s) in project **must** be tagged or labeled on the back of the exhibit. Failure to label an exhibit may result in one ribbon placing deduction.
 12. Exhibits should possess the following qualities (in no particular order):
 - a. A central theme
 - b. What you want others to learn
 - c. Be designed and constructed in a manner befitting the exhibit
 - d. Be something you are interested in
 - e. Be related to Astronomy, Computer Systems, Robotics, Rocketry, or Unmanned Aerial Systems
 - f. As well as those characteristics described above.
 13. If a safety violation is noted by the judges, superintendent, or other staff, the exhibitor's exhibit, at the judge's discretion, will receive a participation ribbon.

Astronomy – Junior Division – 4-H age 7-8 years old

- *5731a. Astronomy Educational Display
- *5732a. Astronomy Educational Notebook
- *5733a. Astronomy Educational Poster

Astronomy – Intermediate Division – 4-H age 9-13 years old

- 5731. Astronomy Educational Display
- 5732. Astronomy Educational Notebook
- 5733. Astronomy Educational Poster

Astronomy – Senior Division – 4-H age 14 years and older

- 5736. Astronomy Educational Display
- 5737. Astronomy Educational Notebook
- 5738. Astronomy Educational Poster

Rocketry – Junior Division – Exhibitors 4-H age 7 - 8 years old

- *5741a. Rocketry Educational Display
- *5742a. Rocketry Notebook
- *5743a. Rocketry Poster Board

Rocketry - Intermediate Division – Exhibitors 4-H age 9 - 13 years old

- 5741. Rocketry Educational Display
- 5742. Rocketry Notebook
- 5743. Rocketry Poster Board

Rocketry Senior Division – Exhibitors 4-H age 14 years and older

- 5746. Rocketry Educational Display
- 5747. Rocketry Notebook
- 5748. Rocketry Poster Board

Robotics Junior Division – 4-H age 7-8 years old

- *5751. Robotics Educational Display
- *5752. Robotics Educational Notebook
- *5753. Robotics Educational Poster

Robotics Intermediate Division – 4-H age 9-13 years old

- 5756. Robotics Educational Display
- 5757. Robotics Educational Notebook
- 5758. Robotics Educational Poster

Robotics Senior Division – 4-H age 14 and over

- 5761. Robotics Educational Display

5762. Robotics Educational Notebook

5463. Robotics Educational Poster

Robotics – Team Robotics Project

5766. Team Robotics Educational Display

5767. Team Robotics Educational Notebook

5768. Team Robotics Educational Poster

Computers – Junior Division – 4-H age 7-8 years old

*5771a. Computer Educational Poster

*5772a. Computer Display Board

*5773a. Computer Notebook

Computers – Intermediate Division – 4-H age 9-13 years old

5771. Computer Educational Poster

5772. Computer Display Board

5773. Computer Notebook

Computers – Senior Division – 4-H age 14 years and older

5776. Computer Educational Poster

5777. Computer Display Board

5778. Computer Notebook

Unmanned Aerial Systems – Junior Division – 4-H age 7-8 years old

*5781a. Unmanned Aerial Systems Educational Poster

*5782a. Unmanned Aerial Systems Display Board

*5783a. Unmanned Aerial Systems Notebook

Unmanned Aerial Systems – Intermediate Division – 4-H age 9-13 years old

5781. Unmanned Aerial Systems Educational Poster

5782. Unmanned Aerial Systems Display Board

5783. Unmanned Aerial Systems Notebook

Unmanned Aerial Systems – Senior Division – 14 years and older

5786. Unmanned Aerial Systems Educational Poster

5787. Unmanned Aerial Systems Display Board

5788. Unmanned Aerial Systems Notebook

4-H STEM AG MECHANICS

This project allows youth to explore areas of ag mechanics and metallurgy from repairing or repurposing items to the fabrication of new items. The intent is for this program start with foundational areas, some of which youth may already have, and allow them to continue to build on this knowledge becoming more experienced.

1. 4-H members must be currently enrolled in the Kansas 4-H STEM – Ag Mechanics (Welding) project to exhibit in this division.
2. Each exhibitor may enter one exhibit per class. Exhibits must have been constructed or repaired during the current 4-H year. The exhibit must have been selected at the county level for entry at the State Fair. Counties or districts should select only top blue or purple ribbon Ag Mechanic exhibits which meet State Fair guidelines.
3. Wheeled exhibits must utilize a breaking mechanism which prevents the exhibit from freely rolling while on display. Exhibitors are responsible for providing sufficient braking or “chocks” for trailer exhibits to ensure that the exhibits do not move once positioned. If using a wheel “chocking” mechanism, the two individual blocks should be connected together as a pair of chocks, so they do not become separated. At least one pair of chocks should be placed on each side of the trailer to prevent movement.
4. Each exhibit must be free-standing or sufficiently supported by an exhibitor supplied support system that is moveable and is part of the total demission’s and weight of the exhibit as described previously. Exhibit display boards should have a portable and moveable base and examples should be firmly affixed to the board to ensure all parts of the display stay together. No exhibits may be staked to the ground for display.
5. For trailer exhibits, the tongue of the trailer should have a locking mechanism (i.e. padlock) to prevent the trailer from being moved by unauthorized individuals while being displayed. A key for the locking mechanism should be left with the superintendent and label with the exhibitor’s name, county, and phone number.
6. Top heavy items should be braced or placed in a stand sufficient to prevent it from toppling over while on display
7. Painting or spot painting is not allowed on projects after arrival on fairgrounds. If wet paint is detected by judges or superintendents one ribbon placing will be deducted.
8. Repair projects having adequate original finish need not be repainted.
9. Cutting surfaces, such as blades or knives, are to have a protective covering over them to prevent injury. The covering should be easily removed and reinstalled for judging. Foam “pool noodles” and multiple layers of cardboard are acceptable.
10. Exhibits that include weaponry of any kind will be disqualified. Weaponry is defined as any instrument, possession, or creation, physical and/or electrical that is intended to be used to inflict damage and/or harm to individuals, animal life, and/or property.
11. If the exhibit is powered by flammable liquids (gas, propane, kerosene, etc.) the fuel tank and lines should be drained and allowed to dry, to avoid spills and potential fires
12. Electric powered (battery, corded, solar, or alternative energy) should have a primary shutoff or disconnect switch

13. If a safety violation is noted by the judges, superintendent, or other staff, the exhibitor's exhibit, at the judges' discretion, will receive a deduction in ribbon placement or a participation ribbon

14. The exhibitor's name(s) and county or district must be tagged or labeled in a prominent location on the display

15. Each exhibit, except for display boards, must include an Ag Mechanics information packet. Entry of just a packet without an accompanying exhibit is not a sufficient exhibit.

16. Each exhibitor is required to complete the "4-H STEM Ag Mechanics Exhibit Information Form", for each exhibit, except for display boards, which is available through your local K-State Research and Extension office or at www.STEM4KS.com. This form must be attached to the outside of a 10" x 13" manila envelope. Do not tie the envelope to the exhibit. All revisions of all forms previously released for the STEM division dated prior to current year are void for use and new forms must be obtained and used that are dated by the State 4-H Office for the current year.

17. Each exhibit information packet should include the following items: a. Bill of materials for the project with associated costs, scrap items used may be listed as having a \$0.00 cost b. 1 to 5 pages of photos showing work on the exhibit, preferably from a beginning state to final or completed state c. If appropriate schematics or working drawings relating to the creation or repair d. If appropriate operating instructions

18. Additionally exhibitors may create an optional video (not required) about their project showing its operation and the work they have done. This allows judges to get a better understanding of the exhibit and allows the youth the opportunity to fully demonstrate their exhibit. The video should be no longer than 8 minutes and should be placed on a USB drive. These videos may also be considered for inclusion in a running video loop in the STEM area at the state fair after review by judges, superintendent(s), and extension staff. Adult guardians must complete the video release included with the exhibit form. If the release is not completed the video will not be included in the video loop on display in the STEM area at the Kansas State Fair.

Introductory - Level 1 classes (about 1 - 3 years of experience)

This level is designed for youth with little to no exposure in the project area so that they can gain an understanding of basic principles and methods in the given area.

5550. Welding display board – a 3 foot by 3 foot display board with different pieces of metal attached illustrating different types of welds, each weld being labeled

5551. Level 1 Welding ag repair – repair of ag equipment with welding

5552. Level 1 Welding ag fabrication – creation of new ag equipment with welding 5553. Level 1 Welding general repair – repair of non-ag equipment with welding

5554. Level 1 Welding general fabrication – creation of non-ag equipment with welding

5555. Level 1 Welding artistic fabrication – creation of artistic or interpretive pieces with welding

5556. Level 1 Brazing repair

5557. Level 1 Brazing fabrication

5558. Smithing display board – a 3 foot by 3 foot display board with different pieces of forged metal attached illustrating different forms, each form being labeled

5559 Level 1 Smithing – A design forged with at least one formed element (twists or spirals for example)

Experienced – Level 2 classes (about 4 - 6 years of experience)

This level is designed for youth some experience in the project area allowing them to expand on common principles and methods in the given area.

5560. Level 2 Welding ag repair – repair of ag equipment with welding

5561. Level 2 Welding ag fabrication – creation of new ag equipment with welding 5562. Level 2 Welding general repair – repair of non-ag equipment with welding

5563. Level 2 Welding general fabrication – creation of non-ag equipment with welding

5564. Level 2 Welding artistic fabrication – creation of artistic or interpretive pieces with welding

5565. Level 2 Brazing repair

5566. Level 2 Brazing fabrication

5567. Level 2 Smithing – A design forged with at least two different formed elements (twists and spirals for example)

Advanced – Level 3 classes (about 7 - 9 years of experience)

This level is designed for youth with vast experience in the project area allowing them to master common principles and methods and expand on advanced techniques in the given area.

5570. Level 3 Welding ag repair – repair of ag equipment with welding

5571. Level 3 Welding ag fabrication – creation of new ag equipment with welding 5572. Level 3 Welding general repair – repair of non-ag equipment with welding

5573. Level 3 Welding general fabrication – creation of non-ag equipment with welding

5574. Level 3 Welding artistic fabrication – creation of artistic or interpretive pieces with welding

5575. Level 3 Brazing repair

5576. Level 3 Brazing fabrication

5577. Level 3 Smithing – A design forged with at least three different formed elements (twists, spirals, and bulbs for example)

Master – Level 4 classes (10 or more years of experience) Revised 2/26/21 This level is designed for youth substantial experience in the project area allowing them to master advanced techniques in the given area.

5580. Level 4 Welding ag repair – repair of ag equipment with welding

5581. Level 4 Welding ag fabrication – creation of new ag equipment with welding 5582. Level 4 Welding general repair – repair of non-ag equipment with welding

5583. Level 4 Welding general fabrication – creation of non-ag equipment with welding

5584. Level 4 Welding artistic fabrication – creation of artistic or interpretive pieces with welding

5585. Level 4 Brazing repair

5586. Level 3 Brazing fabrication

5587. Level 4 Smithing – A design forged with at least four different formed elements (twists, spirals, and bulbs for example)

4-H STEM ARCHITECTURAL BLOCK CONSTRUCTION

This project allows youth to explore architectural design in a three dimensional space. The intent is for this program start with foundational ideas of architecture, some of which youth may already have, and allow youth to continue to build on this knowledge becoming more and more experienced.

1. 4-H members must be currently enrolled in the Kansas 4-H STEM – Architectural Block Construction project to exhibit in this division.

2. Each exhibitor may enter one exhibit. Exhibits must have been constructed during the current 4-H year.

3. Counties are limited to FOUR exhibits to the state fair to insure sufficient space for all exhibitors.

4. Total exhibit dimensions may not exceed 2 feet high, by 2 feet wide, by 2 feet deep.

5. The minimum exhibit dimensions must be at least 6 inches wide and deep.

6. All exhibits should be placed in a sturdy see through enclosure with a top, bottom, and 4 sides. A clear tub turned upside down with the exhibit placed on the lid would be an acceptable enclosure. It may be desirable to place a cutting board or other hard surface between the lid and base plate of the exhibit to make it sturdy. This is to keep exhibit components from being “scattered to parts unknown” at the fair. The outer dimensions of the enclosure do not count towards the total exhibit dimensions but should not be excessive.

7. All components used in construction should be dust free, clean, free of chips, scuffs, or cracks.

8. Gaps or cracks should not be visible between assembled blocks unless they fit with the story, for example an earthquake.

9. The primary building component should be interlocking blocks, commonly referred to by the brand name of Lego®.

10. Other components can be integrated into dioramas to illustrate architectural aspects that may be difficult to convey with traditional interlocking blocks, for example marbles or small round objects.

11. The use of existing “store bought” sets for major architectural elements of the display is not allowed, use of figurines from sets is allowed as are using individual bricks to create something different than the architectural component of the set it came from. “Store bought” sets should be considered an arts and crafts entry. The intent of this is to ensure fairness among exhibitors and encourage maximum creativity instead of just following a set of plans.

12. Dioramas should be suitably complex and have multiple elements, for example a campsite that has a log cabin, a tree fort, and a car.

13. All dioramas should have a story, which is part of the information pack, that describes what is happening in the diorama; this can be as simple (the nursery rhyme “Jack and Jill” for example) or complex as needed to explain to someone looking at the exhibit what is happening.

14. Vehicles that are intended to stay in a single place should be affixed to base plates with sticky tack, hot glue, or other method.

15. Mechanical enhancements or motion elements that add motion to the diorama are acceptable and encouraged. For example, merry-go-rounds, doors, elevators, gears, marble going down a channel, flapping wings, animatronics, etc. If included, judges should be able to use them and instructions should be provided for operation either in the story or on a separate page.

16. Artistic designs, for example recreating paintings like the “Mona Lisa” or “Starry Nights” and sculptures like “David,” are not permitted as exhibits and **one** ribbon placing should be deducted, these exhibits should be displayed in Visual Arts

17. The exhibitor’s name(s) and county or district must be tagged or labeled in a prominent location on the display.

18. Each exhibit must include an Architectural Block Construction information packet. Entry of just a packet without an accompanying exhibit is not a sufficient exhibit.

19. Each exhibitor is required to complete the “4-H STEM Architectural Block Construction Exhibit Information Form” which is available through your local K-State Research and Extension office or at www.STEM4KS.com. This form must be attached to the outside of a 10” x 13” manila envelope. Do not tie the envelope to the exhibit. All revisions of forms previously released for the STEM division dated prior to current year are void for use and new forms must be obtained and used that are dated by the Kansas State 4-H Office for the current year.

20. Each exhibit information packet should include the following items:

a. 1 to 5 pages of photos showing work on the exhibit, preferably from a beginning state to final or completed state, these help in determining where a part might go in case something comes loose.

b. f appropriate operating instructions for mechanical portions of the diorama

21. Additionally exhibitors are required to create a video about their project discussing their construction experiences and the architectural elements of the diorama (tell the story of what is happening in their exhibit). This allows judges to get a better understanding of the exhibit and allows youth the opportunity to fully explain their exhibit. The video should be no longer than 8 minutes and should be placed on a USB drive. These videos may also be considered for inclusion in a running video loop in the STEM area at the state fair after review by judges, superintendent(s), and extension staff. Adult guardians must complete the video release included with the exhibit form. If the release is not completed the video will not be included in the video loop on display in the STEM area at the Kansas State Fair.

***Juniors – Ages 7-8**

5709. Interlocking brick diorama built from scratch

Intermediate- Ages 9-13

5710. Interlocking brick diorama built from scratch

Senior– Ages 14 & Up

5711. Advanced interlocking brick diorama built from scratch

4-H Energy Management

Conference Judging – Saturday before fair week by schedule beginning 9 a.m., Sterl Hall

Superintendent Cindy Markley

Assistant Superintendent..... Jody Ehrich

1. Read General 4-H Rules.
2. Only those who have met the requirements of the electric, small engine or wind energy project are eligible to exhibit in this division.
3. An exhibitor may enter up to three items in this division, but only one article per class. Use the entry card available from your Extension Office. Record all requested information and securely attach to exhibit.
4. Items that have been in use should be cleaned for exhibit.
5. A sheet of operating instructions must be furnished for any exhibit not self-explanatory.
6. Projects (classes 4600, 4601 and 4602) must be operable using only 110 or 120V AC or battery power. If battery power is required, batteries must be furnished.
7. Any project with a complexity of size or electronics must have (a) instructions for assembly and use and (b) equipment available at the time of judging for actual testing of the exhibit.
8. No hand dipped solder may be used on exhibits.
9. Each exhibit must have a scorecard completed and attached securely. This scorecard is available at judging.



SPECIAL AWARDS

1. Top three overall exhibits – 1st \$25, 2nd \$15, 3rd \$10 – Bluestem Electric Cooperative, Inc.

ELECTRICAL & ELECTRONICS

4600. AC Electric Projects. Electric projects with a 110 or 120 V alternating current (AC) power source. Some project examples are household wiring demonstrations, small appliances extension cords, trouble lights, indoor or outdoor wiring boards, or shop lights. Projects may be a restoration or original construction. The project must be operational and meet minimum safety standards. AC projects must be 110/120 V, no 240 V exhibits are allowed, and must be constructed such that the judges have wiring access to examine the quality and safety of workmanship.

4601. DC Electric Projects. Electric projects with a battery or direct current power source. This class includes electric kits or original projects. This class also includes demonstration DC powered project. Examples include: wiring two or three-way switches, difference between series/parallel lighting circuits or wiring doorbells switches. All DC electric projects must include batteries supplied by 4-H'er. Projects must be constructed such that the judges have access to examine the quality of wiring workmanship.

4602. Electronic Projects. Electronic projects with a battery or direct current power source. This class includes electronic kits or original projects. Examples include radios, telephones, toy robots, light meters, security systems, etc. May be constructed using printed circuit board, wire wrap, or breadboard techniques. Include instruction/assembly manual if from a kit. Include plans if an original project. Projects must be constructed such that the judges have access to examine the quality of wiring workmanship.

4603. Educational Displays and Exhibits. The purpose of the educational display and exhibit is to educate the viewer about a specific area of the 4-H electrical or electronics project. The display or exhibit should illustrate one basic idea. This class includes any educational displays, exhibits or science fair type projects which DO NOT have a power source, i.e. exhibits, posters or displays of wire types, conduit types, electrical safety, tool or motor parts identification or electrical terminology. Educational displays and exhibits must be legible from a distance of four feet, using a maximum tri-fold size of 3' x 4'.

SMALL ENGINES

All exhibits should involve engines smaller than 20 horsepower for classes 4610-4612. Engines should contain no fuel in tank or carburetor.

Displays are limited to 4' wide and 4' deep - both upright and floor displays.

4610. Display - Exhibit a display, selecting one of the following options: 1) a display identifying different engine or lawn and garden equipment parts or a display showing the function of the various engine or lawn and garden equipment parts; OR 2) a display identifying and explaining the function(s) of different special tools needed for small engine work; OR 3) a display illustrating and providing the results of any one of experiments that are included in the project books. No complete engines, lawn tractors, tillers, chainsaws are permitted for display. Maximum tri-fold size is 3' x 4'.

4611. Maintenance - Exhibit a display that illustrates either 1) Routine maintenance procedures OR 2) Diagnosing and trouble-shooting specific problems in an engine. No complete engines, lawn tractors, tillers, chainsaws, etc. are permitted for display, using a maximum tri-fold size of 3' x 4'.

4612. Operation - Exhibit an operable small engine (no more than 20 HP) overhauled or rebuilt by the member. Include maintenance schedule for the engine and a brief description of steps taken by the member overhauling or rebuilding the engine. Maximum tri-fold size is 3' x 4'. Engine should contain no fuel in tank or carburetor.

ALTERNATIVE ENERGY (A form of energy derived from a natural source, such as the sun, geothermal, wind, tides or waves) All exhibits in this division are limited in size to standard, tri-fold, display boards (36" X 48") and items may not extend beyond 12" from the back board. All displays must be self-standing.

4620. Educational Display - Create an exhibit that addresses a focused topic related to power generated from a renewable energy source. The purpose of the exhibit is to inform and create awareness.

4621. Experiment - Display an experiment addressing a problem or question related to power generated from a renewable energy source. Include hypothesis, background research, variables, a control, data, findings, conclusions and recommendations for future study.

4-H Entomology

Conference Judging Saturday before fair week, by schedule, Sterl Hall

Superintendent Cindy Markley

Assistant Superintendent..... Jody Ehrich

1. Read General 4-H Rules

2. Exhibits must be pre-entered by deadline.

3. This department will be judged by conference type judging. Exhibitor must be available to confer with judge.

4. A 4-H member may exhibit in the collection and/or educational class for the phase in which they are enrolled.

COLLECTION CLASSES - General Guidelines

1. All entries should be submitted in an 18x24x3.5-inch wooden display box with a clear plastic top (such as plexiglass). Boxes can be handmade or purchased as long as they are of the correct size. Please visit kansas4h.org for box instructions and plans.

2. 4-Hers may choose to use one of two taxonomies:

a. As printed in "Insects in Kansas" book or

b. As printed in the "Insects in Kansas Book: 2016 Revised Taxonomy", which follows www.bugguide.net.

3. Each exhibitor is required to identify each box with two identification labels bearing exhibitor's name, county or district, the class, and the statement of taxonomy used. One label goes in the upper left corner of the box (inside) and the other on the lower right corner of the box (outside). Arrange specimens in the box so it can be displayed lengthwise.

4. The number of orders, specimens (and families where required) must be included on both exhibitor's box identification labels. Only one adult insect per species can be used in the Collection Boxes and Notebook Classes, unless labeled as male or female and correctly identified.

5. Arrangements of specimens: The preferred method is to arrange the insects in groups or rows parallel to the short sides of the box.

Specimens are to be arranged by Order in the box, then Family where required.

6. Two labels should be centered on the pin beneath each specimen. First (closest to the specimen) is the common name label and the second label should include date/locality. Full county name and state abbreviation should be on the second label. Collector's name (or host) on the date/locality label is optional.

7. The specimens should be collected by the exhibitor and should focus on Kansas insects. Insects may be collected from one county into bordering states and labeled accordingly. Please refer to "Entomology Collection Exhibit Resource" for full details on out-of-state insects in collections.

8. Only specimens of the class Insecta should be included.

9. Purchased insects are not to be exhibited in collections, but they may be used in educational displays.

10. Specimens of soft bodied insects such as aphids, lice, termites, etc. should be exhibited in alcohol filled vials; however, the use of alcohol filled should be limited to only those specimens that will lose their shape when pinned, since the vials pose a significant hazard to the rest of the collection if they become loose in transit.

11. Any major violation of rules will result in the exhibition being dropped one ribbon placing. Examples would include, but are not limited to: incorrect display box size, missing paper work, feet on display boxes, no special project in notebooks, etc.

COLLECTION

*761. Introductory insect collection of at least 6 orders, including 15 to 30 species to be shown in cigar boxes, or boxes of similar size.

Insect names or labels of insect orders are required pinned to bottom of box. (Not offered at the Kansas State Fair.)

4900. Beginning Collection I - Display in one standard box a minimum of 50 specimens and maximum of 125 specimens representing at least 7 orders. Follow the rules listed for all collections. Specimens should be grouped according to order with the order labels pinned to the base of the box. Members can exhibit in this class a maximum of 3 years, or until they receive a purple ribbon at the Kansas State Fair, whichever comes first and then they are moved up a division. Follow instructions listed for all collections in items #1-#10 above.

4901. Beginning Collection II - Display in one standard box a minimum of 75 specimens and a maximum of 150 specimens representing at least 9 orders. Follow instructions listed for all collections in items #1 through #10 above. Members can exhibit in this class a maximum of 3 years or until they receive a purple ribbon at the Kansas State Fair, whichever comes first and then they are moved up a division.

4903. Intermediate Collection - Display a minimum of 100 and a maximum of 300 specimens representing at least 10 orders. Two standard boxes can be used. Follow the general guidelines listed for Collections. In addition, family identification is required for all insects in any two of the following six orders: (Only two will be counted for judging)

a. "Insects in Kansas" book – Orthoptera, Hemiptera, Homoptera, Coleoptera, Hymenoptera, and/or Diptera

b. "Insects in Kansas Book: 2017 Revised Taxonomy", which follows www.bugguide.net – Odonata, Orthoptera, Hemiptera, Coleoptera, Hymenoptera, and/or Diptera.

On a piece of paper list what you did to improve your collection during the current year. Examples: what insects did you add or replace; what orders and/or families you added; what Leadership you provided in this project; and/or what insects you have studied. Attach paper to the *front* of one of the display boxes. Members can exhibit in this class a maximum of 3 years. A 4-H'er will move up if they receive a purple ribbon at the Kansas State Fair.

4905. Advanced Collection - Display a minimum of 150 and a maximum of 450 specimens representing at least 12 orders. Three standard boxes can be used. Follow the general guidelines listed for Collections. Family identification is required for all insects belonging to the six basic orders as outlined under the Intermediate Phase. Only families in the above six orders will be counted for judging. Family identification of insects in the remaining orders is optional, but desirable as long as accuracy is maintained. On a piece of paper list what you did to improve your collection during the current year. Examples: what insects did you add or replace; what orders and/or families you added; what Leadership you provided in this project; and/or what insects you have studied. Attach paper to the back of one of the display boxes. Members may continue to exhibit in this class at the Kansas State Fair for an unrestricted number of years as long as they remain eligible for 4-H membership.

NOTEBOOK CLASSES - General Guidelines

1. Individual entries are to be placed for display in a three-ring notebook for competition.
2. 4-Hers may choose to use one of two taxonomies:
 - a. "Insects in Kansas" book or
 - b. as printed on the "Insects in Kansas; 2016 Revised Taxonomy" which follows www.bugguide.net.
3. 4-H-ers who have been previously enrolled in or are currently enrolled in the other phases of the Entomology project need to start with the Beginning Phase of Entomology Notebooks, not the Introductory phase.
4. Each exhibitor is required to identify the notebook by placing a Title Page in the front of the notebook bearing the exhibitor's name, county or district and class 4-H'er is enrolled in and statement of taxonomy used.
 - a. "Insects in Kansas"
 - b. "Insects in Kansas; 2017 Revised Taxonomy" which follows www.bugguide.net.

The number of orders, specimens and families (required in Intermediate and Advanced classes) must also be included on the Title Page.

5. Specimen pages should be grouped according to order and should include one page per species. If more than one insect is in the photo, an arrow to indicate identified insect should be used.
6. Date, common name, full county name, state abbreviation and collector name should be included for each species. Collector's name on the specimen page is optional.
7. Specimen pages should have two different views of the insect if possible. If pictures are taken on different dates/localities, include information for both.
8. A statement describing the habitat where found/host plant may be included and is encouraged and will be worth a bonus 10 points total, not per page. For Intermediate and Advanced notebooks, this is strongly encouraged.
9. A divider page is to be placed in front of each order of insects with the order name printed on the tab for the page and also on the front of the divider page.
10. For the Intermediate and Advanced classes, insects are also to be grouped by family behind each order divider.
11. If the exhibitor has been in the same class for more than one year, a separate sheet of paper needs to be added stating how many years the exhibitor has been in the class of the project and what the exhibitor did this year to improve their notebook. Place the paper just behind the Title Page in the front of the notebook.
12. A special project must be completed each year and included in the notebook. See project guideline materials for specifications.
13. Refer to the publication "[Entomology Collection Notebook Guidelines](#)" on the Kansas 4-H Entomology web page for more detailed rules for exhibiting.
14. Any major violation of rules will result in the exhibition being dropped one ribbon placing. Examples would include, but are not limited to: incorrect display box size, missing paperwork, feet on display boxes, no special project in notebooks, etc.

NOTEBOOKS

4907. Introductory Entomology Notebook: Display a minimum of 10 and a maximum of 30 insect species representing at least six different orders. Follow the general guidelines listed for Notebooks, including the Special Project. A 4-H member must be of minimum age to compete at the Kansas State Fair. A 4-H member may exhibit in this class for a maximum of two years.

4908. Beginning Entomology Notebook: Display a minimum of 30 and a maximum of 60 insect species representing at least seven different orders. Follow the general guidelines listed for all Notebooks, including the Special Project. Members can exhibit in this class a maximum of three years or until they receive a purple ribbon at the Kansas State Fair, whichever comes first.

4909. Intermediate Entomology Notebook: Display a minimum of 60 and a maximum of 100 insect species representing at least nine orders. Follow the general guidelines listed for Notebooks, including the Special Project. In addition, family identification is required for all insects in any two of the following six orders: (Only two will be counted for judging)

- a. "Insects in Kansas" book – Orthoptera, Hemiptera, Homoptera, Coleoptera, Hymenoptera, and/or diptera or
- b. "Insects in Kansas Book: 2017 Revised Taxonomy" which follows www.bugguide.net – Odonata, Orthoptera, Hemiptera, Coleoptera, Hymenoptera, and/or Diptera

A 4-Her may exhibit in this class for a maximum of three years. A 4-Her may move up if they receive a purple ribbon.

4910. Advanced Entomology: Display a minimum of 100 and a maximum of 200 species representing at least twelve orders. Follow the general rules listed for Notebooks, including the Special Project. Follow the general guidelines listed for notebooks. Family identification is required for all insects belonging to the six basic orders as outlined under the Intermediate phase. Only families in the above six orders will be counted for judging. Family identification of insects in the remaining orders is optional, but desirable as long as accuracy is maintained. Members may continue to exhibit in this class for an unrestricted number of years as long as they remain eligible for 4-H membership.

EDUCATIONAL DISPLAY CLASSES - General Guidelines

1. All entries should be submitted in an 18x24x3.5-inch wooden display box with a clear plastic top (such as plexiglass). Boxes can be handmade or purchased as long as they are of the correct size. Arrange display in the box so the box can be displayed lengthwise.
2. Each exhibitor is required to identify each box by two identification labels bearing exhibitor's name, county or district and the class in the box. One label goes in the upper left corner of the box (inside) and the other on the lower right corner of the box (outside). Information on numbers and kinds of insects is not needed for educational exhibits.
3. Displays may consist of specialized groups of insects or their close relatives, or relate to any aspect of their behavior, biology or ecology.
4. Displays should be presented in a clear, concise, and interesting manner.
5. Displays should include only work performed during the current year.
6. Title of the exhibit should be indicated inside the box.
7. The purpose of the project is to learn more about the importance, life cycles, biology, ecology, diversity, etc. of insects and related arthropods. Subject matter can be as varied as the animals themselves.
8. Creativity is encouraged!
9. Any major violation of rules will result in the exhibition being dropped one ribbon placing. Examples would include, but are not limited to: incorrect display box size, missing paperwork, feet on display boxes, no special project in notebooks, etc.

EDUCATIONAL DISPLAY

1. Share with others what you learned in this project. Exhibit any activity or learning experience related to the field of entomology or the Teaming with Insects curriculum that does not fit into Entomology Collection or Notebook classes above.
2. Follow copyright laws as explained in the General Rules.
3. The exhibit may be, but isn't limited to, original works, digital presentations (must provide printed hardcopy for exhibit purposes for duration of state fair), programs, websites, games, apps, display box, notebook, display, or poster which you have made.
4. If the exhibit is a wooden display box, it must be 18x24x3.5 inches with a clear plastic top (such as plexiglass) and displayed horizontally. If the exhibit is a poster, it must not be larger than 22" x 28". If the exhibit is a display, maximum size is not to exceed a standard commercial 3x x 4' tri-fold display board.
5. Name and county/district must be clearly marked on educational exhibits.

4902. Beginning Educational Display – Class for individuals that are exhibiting in the Beginning I and II Collection or Beginning Notebook Classes. If only exhibiting in this category, then ages 9-12.

4904. Intermediate Educational Display – Class for individuals that are exhibiting in the Intermediate Collection or Intermediate Notebook Classes. If only exhibiting in this category, then ages 11-14.

4906. Advanced Educational Display – Class for individuals that are exhibiting in the Advanced Collection or Advanced Notebook Classes. If only exhibiting in this category, then ages 13 and older.

MONARCH BUTTERFLY EDUCATIONAL DISPLAY RULES:

Monarch Butterflies were officially put on the Endangered Species List on July 21, 2022. Having the scientific name *Danatus plexippus*, this migratory butterfly is well known for its spectacular annual journey of up to 3,000 miles across the Americas. It is now threatened with extinction due to habitat loss and climate change. 4-Hers can play a critical role in helping to bring habitat back for the Monarch Butterfly. They can help educate the public on ways to establish food sanctuaries for this butterfly species and help bring them back from the threat of extinction.

1. Exhibits should teach the public about the Monarch Butterfly and/or ways to protect and conserve it. The information could show nectar sources for adult butterflies and food sources for caterpillars, Monarch tagging activities, collection of native milkweed and then packaging it to give to others to plant, a group working together to plant a Monarch friendly garden, ect.

2. 4-Hers may create a poster, notebook, standard size tri-fold, diorama, slide show or other visual display that shows information on Monarch Butterflies

3. If a slide show is created, it should be presented on a zip drive along with a printed copy of the presentation.

4920. Beginning Monarch Butterfly Educational Display Class: for 4-H members enrolled in Beginning I or II Entomology

4930. Intermediate Monarch Butterfly Educational Display Class: for 4-H members enrolled in Intermediate Entomology

4940. Advanced Monarch Butterfly Educational Display Class: for 4-H members enrolled in Advanced Entomology

4-H Geology and Lapidary

Conference Judging – Saturday before fair week, by schedule, Sterl Hall

Superintendent Cindy Markley

Assistant Superintendent..... Jody Ehrich

1. Read General 4-H Rules.

2. Exhibits must be pre-entered by deadline.
3. This department will be judged by conference type judging. Exhibitor must be available to confer with the judge.
4. The exhibit box should be 18" x 24" x 3 1/2". Plexiglas covers are required. Boxes with glass covers WILL NOT be accepted. All specimens are to be arranged across the narrow (18") dimension of the exhibit box, making the exhibit 18" across the top and 24" deep exactly. If a box has a sliding Plexiglas cover, it must be removable from the top. Screws, locks, or other devices that would prevent judges from removing the cover should not be used. For Lapidary classes 5300-5304 only, the dimensions of the box should be appropriate for the display, but should not exceed 18"x24"x3 1/2".
5. Each exhibitor is required to identify each display box by placing an identification label bearing name, county or district, and number of specimens in the upper left-hand corner of the Plexiglas cover (inside use clear double-sided tape to adhere gummed labels), and by attaching a label with the same information to the lower right-hand corner of the box (outside).
6. Exhibitor may enter in both geology and lapidary class. Exhibitor may show in only one of the first for geology classes (5200, 5201, 5202, or 5203). Exhibitor may also show in geology class 5204 (special exhibit), 5205 Mineralogy, 5206 Fossils, and in one lapidary class.
7. Geology specimens should be labeled with the number of the specimen, date collected, specimen name or description, and locality (county only) where collected.
8. For the geology classes 5200, 5201, 5202, and 5203, specimens should be mounted in the box by proper groups: rocks, minerals, fossils. Fossils must be identified to the Phylum, Class, and Genus level. Genus name is to begin with a capital letter. Species name is all lower case. Genus and species names must either be italicized or underlined, not both. The words "phylum, class, genus" on labels are to be spelled out, not abbreviated. More than one specimen of the same kind of rock or mineral or species of fossil may be exhibited if this duplication represents different geological formations. Specimen label must show this distinction (Fort Hays limestone, not just limestone; calcite from the Greenhorn Formation, not just calcite; Phylum: Brachiopoda Class: Articulata Genus: Composita from the Morrill Limestone Member, not just phylum; Brachiopoda Class: Articulata Genus: Composita).
9. For geology classes 5200, 5201, 5202, 5203, 5205, and 5206 all specimens must be collected by the participant (not purchased) from locations in Kansas, with the exception of Tri-State Mining Area specimens collected from these adjacent counties: Ottawa County, OK; Newton and Jasper Counties, MO. Other out of state specimens will not count in the minimum number for the class, nor will they be considered in the judging.

GEOLOGY CLASSES

*520. Display of specimens found this year. May be exhibited in any pleasing manner such as a divided compartment box or regulation geology box. Exhibit should be labeled with specimens' names, location found, and date collected. You may exhibit in this class until you wish to exhibit at the State Fair.

5200. First-time exhibitor. Display at least 15 rocks, minerals or fossils collected during the current 4-H year. Exhibit limited to one exhibit box. Fossils must be identified to the Phylum level. ***Five (5) specimens must be collected during the current year, with the remaining required specimens being collected in previous years.***

5201. First or Second time exhibitor. Display at least 30 rocks, minerals, or fossils, at least 5 of each 15 must be collected during the current 4-H year. Exhibit limited to one exhibit box. Fossils must be identified to the Phylum level. ***Five (5) specimens must be collected during the current year, with the remaining required specimens being collected in previous years.***

5202. Third or Fourth time exhibitor. Display at least 45 rocks, minerals, or fossils at least 5 of each; at least 15 specimens of current year's work. More than one specimen of the same kind of rock or mineral or species of a fossil may be exhibited if this duplication represents different geological formations. Specimen label must show this distinction (Fort Hays limestone, not just limestone). Exact species must have different formation names listed on the I.D. Card (Composita Brachiopod from Morrill Limestone not just Brachiopod or Composita Brachiopod). Exhibit limited to two exhibit boxes. Rocks must be identified by their proper name and type. Fossils must be identified to the Phylum level. ***Five (5) specimens must be collected during the current year, with the remaining required specimens being collected in previous years.***

5203. Fifth time or more exhibitor. Display at least 60 rocks, minerals, or fossils, at least 5 of each. 15 must be collected during the current 4-H year. Exhibit limited to 2 boxes. Identify the rocks as igneous, metamorphic or sedimentary. These rock types must be spelled out on labels or have a legible key. ***Five (5) specimens must be collected during the current year, with the remaining required specimens being collected in previous years.***

5204. Educational exhibit: Exhibit relating to everyday living or to a mineral test, a rock formation, geological history, species of a fossil, forms of one mineral, a variation of one kind of rock, archeological artifacts, or Indian artifacts. Digital formats are accepted. Please make arrangements for the judge to view your exhibit and have a hard copy for display. Exhibits limited to 4 feet of table space. Care should be taken to use durable materials that will withstand fair conditions. Exhibitors may show in the class regardless of number of times he or she has exhibited previously or whether exhibitor has entries in classes 5200, 5201, 5202, or 5203. Exhibitor may also exhibit in lapidary class.

5205. Mineralogy. Display a minimum of 15 mineral specimens collected in Kansas, at least 5 of which have been collected during the current 4-H year. The minerals are to be grouped by mineral class (i.e.; Carbonates, Oxides, Silicates) and at least 3 classes must be represented. The member must use one standard display box (See #4). The specimens must be labeled with the number of the specimen, date collected, name of specimen, county where collected and chemical composition (i.e.: CaCO₃ for calcite) if known.

LAPIDARY CLASSES

The lapidary will be judged on the following criteria:

Workmanship and Content-----60 points

Presentation and Showmanship-----30 points

Accuracy of Information-----10 points

All lapidary specimens should be labeled with the following information:

- Specimen name
- Place of origin (country, state, or county; county required for Kansas specimens)
- Purchased or self-collected
- Date lapidary treatment began
- Date lapidary treatment completed

* Special lapidary exhibits should be entered in class 5304. Please note that each member is limited to one entry in this class.

5300. Lapidary. Display at least 5 varieties of polished (tumbled) specimens and 5 varieties of unpolished specimens that have not yet received lapidary treatment. These do not have to be an example of “before and after”, nor do they have to be self-collected. Locales must be identified. Only those exhibiting lapidaries for the first time may exhibit in this class.

5301. Lapidary. Display before and after examples of at least 3 varieties of specimens, at least 2 tumble-polished and 2 unpolished of each. There is no requirement that the 4-H'er collect any of these. Locales must be identified. Lapidary work should be done during the current 4-H year.

5302. Lapidary. Display before and after examples of at least 6 varieties of specimens, at least 2 tumble-polished and 2 unpolished of each. At least 2 varieties should be collected from the native site by the 4-H'er, at least 1 of which comes from Kansas. Locales must be identified. Lapidary work on at least 3 varieties should be done during the current 4-H year.

5303. Lapidary. Display before and after examples of at least 9 varieties of specimens, at least 2 tumble-polished and 2 unpolished of each. At least 3 varieties should be collected from the native site by the 4-H'er, at least 2 of which come from Kansas. Locales must be identified. Lapidary work on at least 3 varieties should be done during the current 4-H year.

5304. Lapidary. Exhibit at least 6 specimens that have not previously been exhibited, which have received lapidary treatment. Lapidary treatment may consist of polishing and end, face, or flat lapping. Specimens must represent at least 3 different varieties and include at least 3 cabachons of any shape or size, only 1 of which may be free-formed. A cabochon is a style of cutting in which the top of the stone forms a domed or curved convex surface. Three of the specimens must be mounted into jewelry findings.

4-H Other Projects

Conference Judging – Thursday of fair week by schedule beginning at 1:00 p.m., Sterl Hall

Check in: 3-7 p.m. Wednesday

Superintendent..... Susan Hettenbach

Exception: Exhibits considered too fragile or too valuable to be on display throughout fair week must be entered by 7 p.m. Wednesday, brought for con judging Thursday, and taken home immediately.

1. Read General 4-H Rules. All exhibits must be pre-entered by deadline at ckff.fairentry.com

2. Display footprint size is limited to 24" x 18" to fit in display case.

3. Entries limited to 2 per project. Entries will depend entirely on the 4-H'ers own imagination and interpretation and should consider neatness, appearance, educational value, originality, promotional ideas, and over-all quality.

4. Classes marked with asterisk (*) ineligible for State Fair.

5. See class detail for appropriate poster size

6. Wildlife Classes: Exhibitors must comply with state and Federal laws. It is illegal to possess threatened or endangered wildlife or the feathers, nests or eggs of nongame birds. Game birds and game animals taken legally during an open season may be used. The use of live wild animals in educational exhibits is prohibited.

7. Shooting Sports - Class 6200, 6201, and 6202 (includes Archery)

a) Exhibits in this division are open to educational displays or promotional posters. Follow copyright laws as explained in the General Rules as you are preparing your exhibit. Take care to select durable materials to withstand fair conditions. Entries will prominently incorporate the 4-H Clover with KSRE co-branding and should include the Kansas 4-H Shooting Sports emblem. Failure to do so will penalize entry one ribbon color.

b) **Educational Display:** Must be the standard tri-fold board ONLY, must not exceed standard tri-fold: 3'x4'; no additional table space available for promotional brochures or display items; content not to exceed display board borders. Failure to follow size limitations will penalize entry one ribbon color.

c) **Promotional Posters:** must be flat and no larger than 22"x30"; content not to exceed display borders; Failure to follow size limitations will penalize entry one ribbon color. Posters will be displayed on wall.

d) **Notebooks** – no larger than 8 ½" x 11".

THE EXHIBIT SIZE RULE WILL BE STRICTLY ENFORCED! Exhibits exceeding the size guidelines will be penalized one ribbon color.

e) EXHIBITORS MUST COMPLY WITH STATE AND FEDERAL LAWS AND CKFF MANAGEMENT POLICIES. No “live” ammunition containing propellant or explosive powders may be used in any display! An inert substitution must be used in lieu of powder and “live” ammunition. The substitution must be clearly described on the back of the poster, display or in a notebook.

Please remember that the CKFF nor Kansas State University Research and Extension are liable for the loss or damage of any personal property included as part of your poster, display or notebook.

f) Exhibits will not be accepted if they are related to reloads.

g) Name, county, age and year in project should be on the front of the poster, display or notebook.

- h) Educational Displays will be judged on the following points:
- | | |
|------------------------------|-----|
| Stopping Power | 15 |
| Interest, Holding Power..... | 15 |
| 4-H Project application..... | 15 |
| Mechanical Power..... | 5 |
| Personal Growth..... | 25 |
| Education Value | 25 |
| Total | 100 |
- i) Posters will be judged on the following points:
- | | |
|------------------------------|-----|
| Stopping Power..... | 30 |
| Interest, Holding Power..... | 30 |
| 4-H Project Application..... | 25 |
| Mechanical Power..... | 15 |
| Total..... | 100 |

SPECIAL AWARD

Club Group of Officer Books (secretary, treasurer, reporter), in memory of Linda Kuntz - 1st-\$15; 2nd-\$10; 3rd-\$5.

6200. Shooting Sports Educational Display – Must be directly related to 4-H Shooting Sports Project (standard tri-fold boards only, no larger than 3' x 4')

6201. Shooting Sports Promotional Poster – Must promote **4-H Shooting Sports** (maximum size 8 ½" x 11")

6202. Shooting Sports Notebook – Contents pertain to some phase, results, story or information about **4-H Shooting Sports**

*829. Veterinary Science - A display poster board (not to exceed 22" x 30" in size) showing or explaining what you have learned. Or a written accomplishment report of your project (one or more topics), including your GOALS, PLANS, ACCOMPLISHMENTS, and your EVALUATION of results. You may use pictures or any records you necessarily kept providing evidence of your accomplishments and what you have learned. A three-dimensional exhibit may be substituted relating to the written plan items. Maximum size is 3' x 4' standard tri-fold.

*830. Club Officer Books (secretary, treasurer, reporter, historian) - (Conference judging if requested)

*831. Club Group of 3 Officer Books (secretary, treasurer, reporter) - See Special Award for this class.

*832. Cloverbud 4-Her Project - exhibit (limit 2) (Will receive participation ribbon and premium.) Flat posters no larger than 22"x30".

*833. Hand Pets (Exhibitor responsible for care.)

5400. Wildlife - Notebook, contents pertain to some phase, results, story or information about the wildlife projects. (See Rule 6.)

5401. Wildlife - promotional poster. Must be directly related to something learned in the wildlife project. Flat poster board or foam board no larger than 22"x30" (See Rule 6).

5402. Wildlife - Educational display. Must be directly related to the wildlife project. (Maximum size 3' x 4' tri-fold) (See Rule 6.)

5403. Taxidermy/Tanning Exhibit - Should include an attachment that shows the work in progress through photos with captions, or a detailed journaling of the process.

*834. ALL OTHER PROJECTS WITH NO DEPARTMENT OR CLASS. (2 exhibits per project). Flat posters no larger than 22"x30" or standard tri-fold no larger than 3' x 4'.

4-H Wood Working

Conference Saturday before fair week by schedule starting at 9 a.m., Sterl Hall

Superintendent..... Cindy Markley

Assistant Superintendent..... Jody Ehrich

1. Read General 4-H Rules. Pre-entry required by deadline at ckff.fairentry.com

2. All woodworking entries must be in place by conclusion of judging.

3. Designate on entry if article is original or kit construction.

4. Projects with missing or insufficient plans will be lowered one ribbon placing (i.e. a blue-ribbon exhibit will receive a red ribbon).

5. The use of materials other than wood should be kept to a minimum.

6. Projects that have unsecured glass, i.e. glass shelves, glass top of a coffee table, etc., should not be brought to the fair. Glass that is secured in the project, i.e. glass front of a gun case or cabinet, etc., is permissible since it cannot be easily removed.

7. The entry card, plans and all other paperwork should be enclosed in a zip top plastic bag with a hole punched through it and using string to tie this to the exhibit. Tape is usually not adequate to accomplish this.

8. Refinished/repainted furniture should be exhibited in Home Environment

Class 4400 - Single Exhibit.

9. In judging woodwork articles, consideration will be given to: Workmanship, including accuracy to the plan; Design; Choice of wood; Suitability and quality of finish; and Usefulness.

10. An exhibitor may exhibit a maximum of three entries.

11. Exhibit must conform to guidelines in project materials. The plan from which exhibit was constructed must be with the article exhibited. The plan may be a photocopy, the actual pattern, or a scale drawing. It must be complete and accurate to the extent that a duplicate article could be built using the plan as a guide. Please note: a set of step by step instructions is not a plan. In addition, include a list and cost of materials, plus amount of time spent on constructing and finishing the article. This list should include all wood, hardware, finishing supplies, etc.

12. Firearms and weapons are not to be entered or displayed.

WOODWORKING

4700. Article for farm or shop use.

4701. Furniture for household or lawn use.

4702. Other woodwork. Articles not included in above classes, including any article made from a kit. Examples: bird houses, bird feeders, household equipment such as knife racks, bread boards, door stops, etc.

*471. Woodwork from a pre-cut kit

SPECIAL AWARDS

Champion and Reserve Champion Workmanship – David and Darlene Cook

4-H CLUB ENTRIES

4-H Banners

Check-in – Saturday before fair week during conference judging

Judging – Thursday, 9 a.m., Sterl Hall

Superintendent..... Joetta Nagely

1. Read General 4-H Rules

2. Each 4-H club may exhibit one banner.

3. Basis of Awards:

Clarity of Message	30 points
Originality and Creativity	25 points
Materials Used	20 points
Workmanship	25 points
TOTAL POINTS	100 points

4. Each banner should illustrate or demonstrate a phase of 4-H work which is being practiced by youth in 4-H or promote 4-H generally.

5. GUIDELINES FOR USING COPYRIGHTED/TRADEMARKED MATERIALS IN BANNERS: See General Rules. Clubs should avoid using copyrighted and/or trademarked materials whenever possible by originating members own work. Copyrighted and/or trademarked materials used in banners will be disqualified and will not be displayed or receive ribbons or premium.

6. Each banner will be limited to one special award and one creativity award.

GENERAL 4-H/CITIZENSHIP AWARDS (limit one special award & one creativity award per banner)

1. General 4-H – Abilene Optimist Club: 1st - \$10, 2nd - \$7.50, 3rd - \$5

2. Citizenship – Abilene Kiwanis Club: 1st - \$10, 2nd - \$7.50, 3rd - \$5

CREATIVITY AWARDS (limit one special award & one creativity award per banner)

3. Creativity Awards – DK 4-H Council

Best Use of Color - \$5

Most Original Idea - \$5

Best Promotion of the 4-H Emblem - \$5

BANNER

*910. Club Banner

A. Banners must be entered during conference judging the Saturday before the fair.

B. Banners are a two-dimensional display depicting one idea. If judge determines a banner uses 3-D objects, placing is automatically one ribbon lower!

C. Finished dimensions are to be no less than 12 and no more than 16 square feet, with no side less than 3 feet.

D. Banners must be made of materials that permit the banner to be folded or rolled without damaging the display. Objects may not be attached to the front of the banner.

E. Banners must be hung on a rod strong enough to support the banner. On each end of the rod, there must be a wire or chain six inches long. One end of the wire or chain is to be fastened to the end of the rod. The other end should be connected to an “S” hook which will permit the banner to be hung from a suspended wire.

F. Banners must be labeled with the club name after judging. Label card must be given to the superintendent at the time of entry. Name of club should not be on front of banner as part of the banner design.

Officer Books

Conference Judging – Thursday of fair week by schedule beginning at 12:30 p.m., Sterl Hall

Check In: 3-7 p.m. Wednesday, Sterl Hall

Superintendent..... Susan Hettenbach

SPECIAL AWARD:

Club Group of Officer Books (secretary, treasurer, reporter) :

Linda Kuntz Memorial – 1st - \$15; 2nd - \$10; 3rd - \$5.

*831. Club Group of 3 Officer Books (secretary, treasurer, reporter)

Club Livestock Pens

SPECIAL AWARDS:

Beef - Club group of 3 market beef - First \$15; Second \$10; Third \$5 -Dickinson County Bank.

Meat Goat - Club Pen of 3 – 1st - \$20; 2nd - \$15; 3rd - \$10 – Hedgewood Prairie

Sheep - Club Group of 3 Market Lambs, 1st - \$15, 2nd - \$10, 3rd - \$5 - Harris Crop Insurance

Dairy Goat - Best club group of 3 females – cash award – total payout \$25 - AKBJ Dairy Goats, Karla and Doug Riekeman

CLASSES:

Beef 106. Club Group of 3 Market Beef. (*limit 2 groups per club*)

Meat Goat 172. Club Pen of 3 (*limit 2 pens per club*)

Sheep 310. Club Group of 3 Market Lambs (*limit 2 groups per club*)

Dairy Goat 149. Club group of 3 females

FFA ENTRIES

Agricultural Mechanics

Judging - Thursday, 10 a.m.

Awards announced on completion of judging

Superintendent County FFA Advisors

1. All entries must be individual projects constructed or repaired within the past two years in the high school ag department by an agricultural education student who is a bona fide Kansas FFA member or by a current 4-H member with a welding project. FFA members who graduated from high school this May are also eligible to exhibit.
2. Displays will be limited to Kansas high schools with an approved agricultural education program and Dickinson County 4-H members with project enrollment that meets the requirements for this department. Maximum tri-fold size is 3'x4'.
3. Pre-entry required by deadline at ckff.fairentry.com.
4. For Class 900, there is no limit to the number of projects a chapter may enter.
5. Entry time: at time of conference judging, by schedule.
6. Chapter advisers and 4-H leaders are invited to meet with the judges prior to the placing of the exhibits at 10 a.m. Thursday to review procedures. Results will be announced upon completion of the judging.
7. For each project exhibited in Class 900, the exhibitor will furnish a 2' x 3' plywood sign covered with plastic and mounted on the crossbar of a T-rod stake with a moveable or portable base. (Stakes may not be driven into the ground.) This sign should include chapter or individual identification which must be covered during the time of judging, the bill of materials and costs, and pictures are encouraged but not required.
8. Repair projects having adequate original finish need not be repainted.
9. Painting or spot painting is NOT allowed on projects after arrival on the fairgrounds. If wet paint is detected, five points will be deducted from individual score.
10. If project consists of two or more parts not essential to operation, each part will be considered and entered as a separate exhibit.

AGRICULTURAL MECHANICS

900AA. Extra-large Machinery and Equipment (more than \$3,000 construction cost justified in Bill of Materials).

900A. Large Machinery and Equipment \$2,000 to \$23,999 construction cost justified in Bill of Materials).

900B. Intermediate Machinery and Equipment (\$1,000 to \$1,999 construction cost justified in Bill of Materials).

900C. Small Machinery and Equipment (\$150-\$999 construction cost justified in Bill of Materials).

900D. Micro-Project (Under \$500 construction cost justified in Bill of Materials).

900E. Metal Art/Recycled Materials (Projects may be made from recycled materials or designed as an art form).

901. Chapter Team Placings (Limit ONE exhibit per FFA Chapter/4-H Club consisting of three individual member exhibits from Class 900).

JUDGING CONTESTS

4-H/FFA Judging Contests

Horticulture Superintendent..... Shannon Heintz

Livestock Superintendent..... Danny Forsyth

Livestock Assistant Superintendent..... Elizabeth Forsyth, Josh Abeldt

1. Read General 4-H Rules.

2. All 4-H/FFA members may participate in any or all the judging contests; project enrollment is not required. Oral reasons are required in Livestock and may be required in Equine.
3. One team per club composed of the top three individuals from combined junior and senior age divisions will be eligible for special club cash awards. Except Livestock Judging where both junior and senior divisions will place top 3 teams, if participation allows. Special club cash award will go to top 3 teams overall.
4. State Fair Judging Teams for Horticulture, Photography, and Livestock will be selected only if there is sufficient competition; the final decision will be made by the Extension staff and team coaches.
5. Participants in livestock judging will be placed in one of three divisions. Youth in junior and senior divisions will be disqualified if adult assistance is given. Novice division participants may have adult assistance. Use of a mobile device will also result in disqualification for all divisions.
6. Any animal entered in the fair is subject to being used in the judging contests.

SPECIAL AWARDS

CLUB CASH AWARDS: 1st -\$7.50, 2nd - \$5, 3rd - \$2.50

1. Livestock - UMB Bank, Abilene
2. Horticulture - 1st - \$20 - Sandy Abeldt
3. Photography Judging - DK Co. 4-H Council
4. Horse – Abilene Animal Hospital

INDIVIDUAL AWARDS: 1st-\$7.50, 2nd-\$5, 3rd-\$2.50

1. Horticulture High Individual-Senior Division – plaque - The Flower Box-plaque & Dickinson County Bank – cash award
2. Horticulture High Individual-Junior Division - plaque - Dickinson County Bank & Sandy Abeldt-cash award
3. Livestock High Individual - Senior Division - Chapman Young Farmers
4. Livestock High Individual - Junior Division - Chapman Young Farmers
5. Dairy Top Three Individuals – Bluestem Veterinary Services

PRE-FAIR

HORTICULTURE JUDGING CONTEST

Saturday, July 15, 10:00 a.m. - Abilene High School Vo-Ag Building

*980H. Junior Division - 13 and under as of Jan. 1, of current year

*981H. Senior Division - must be 14 but not yet 19 as of Jan. 1, of the current year

*982H. Club Division

PHOTOGRAPHY JUDGING CONTEST

Saturday, July 29, 10:00 a.m. – noon, walk-in - Sterl Hall

Walk-in beginning at 9 a.m. – Abilene Community Center

*979P. Junior Division – 7-8 as of Jan. 1, of the current year

5986. Intermediate Division – 9-13 as of Jan. 1, of the current year

5981. Senior Division - must be 14 but not yet 19 as of Jan. 1, of the current year

*982P. Club Division

FAMILY AND CONSUMER SCIENCE JUDGING CONTEST

Saturday, July 29, 10:00 a.m. – noon, walk-in - Sterl Hall

*979F. Junior Division – 7-8 as of Jan. 1, of the current year

*980F. Intermediate Division – 9-13 as of Jan. 1, of the current year

*981F. Senior Division - must be 14 but not yet 19 as of Jan. 1, of the current year

*982F. Club Division

FAIR WEEK

LIVESTOCK JUDGING CONTEST

Registration at 9:00 a.m. Sunday on west side of barn 9,

Contest starts at 9:30 a.m. in Small Livestock Show Arena, Awards 8:45 a.m. Monday before Livestock Premium Sale

*979L. Novice Division – youth of any age with adult help

*980L. Junior Division – 7-13 years old

*981L. Senior Division– 14+ years old

*982L. Club Division

OPEN CLASS DIVISION

Open Class General Rules & Regulations

1. Entries accepted from all Kansas residents.
 2. Entries must be the work or product of the exhibitor and follow rules of the department.
 3. All communications regarding entries should be addressed to the Secretary of the Central Kansas Free Fair, P.O. Box 515, Abilene, KS 67410. The management reserves the right to reject any entries.
 4. Fans must have a commercial grade 3-prong electrical cord (no 2-prong cords with a 3-prong adapter). Fans must be electrically safe to be put in barns.
 5. All livestock and rabbits must be pre-entered by deadline. Pre-entry is required so management can arrange for adequate stall space.
- ONLINE ENTRY REQUIRED by July 10 at www.ckff.fairentry.com** for the following departments: Beef, Sheep, Dairy, Dairy Goat, Meat Goat, Swine and Rabbit.
6. No pre-entry required in departments other than livestock. Entries may be completed online by deadline at www.ckff.fairentry.com.
 7. Note if you are using hand written entry cards – cards must be filled out completely and legible, if not they may be rejected, and no premium paid.
 8. 4-H/FFA members are eligible to exhibit in Open Class, but they will not be allowed to enter the same animal or article in both departments with these exceptions - animals that place first or second blue in each 4-H/FFA class will be eligible to compete in Open Class.
 - Rabbit** - All purple ribbon winners are eligible for show in Open Class.
 - Equine** - All blue-ribbon winners are eligible for show in Open Class.
 - Beef** – Breeding animals must be registered in their respective breed association to be eligible to show in Open Class.
 - Dairy** – Breeding animals must be registered in their respective breed association to be eligible to show in Open Class.
 - Dairy Goat** – Breeding animals must be registered in their respective breed association to be eligible to show in Open Class.
 - Sheep** – Breeding animals must be registered in their respective breed association to be eligible to show in Open Class.The same market lamb may not be shown in both 4-H and open class divisions.
 - Swine** - Breeding animals must be registered in their respective breed association to be eligible to show in Open Class. Not allowed to show in both Open Class and 4-H/FFA Class.
 - Meat Goats** - Breeding does that receive first or second blue in 4-H/FFA Class will be eligible to compete in Open Class.
 - Market Goats** - May not be shown in both 4-H/FFA and Open Class divisions.
- Fiber Animal** – Includes animal such as Llama, Alpacas, and Goats.
9. Release Time: All open class entries are released at Sunday 3:00 p.m. Not responsible for entries left after 5:00 p.m.
 10. Premiums will be paid as follows unless indicated in the class:
 - Animal – Hooved: 1st - \$4, 2nd - \$3 and 3rd - \$2.
 - Non-Hooved Animal/Static: 1st - \$3, 2nd - \$2 and 3rd - \$1.
 11. No Open Class checks will be mailed out!! 4-Her's open class premium checks can be picked up with their 4-H premium checks! Other open class checks will be available after Monday, August 30th, at K-State Research & Extension, Chisholm Trail District - Dickinson County, 712 S. Buckeye, Abilene, Kansas from 8 am -5 pm, Monday thru Friday. Checks MUST be picked up within 30 days and cashed within 90 days of the close of fair. After 90 days, any premium checks not cashed will be considered a donation to the Central Kansas Free Fair.

OPEN CLASS LIVESTOCK

Pee-Wee Showmanship

The intent of pee-wee showmanship is to allow children 6 years and under to interact with animals in cooperation with mentor 4-H members. The 4-H member who owns the animal or an adult will be required to accompany pee-wee exhibitors. Only animals entered in the Central Kansas Free Fair may be shown. In this non-competitive division, ribbon premiums will not be paid, but participation ribbons and special prizes will be awarded.

901. Dog Showmanship – following 4-H dog showmanship classes – Tuesday, July 27, Armory. Sponsored by Prestige Kennels, DeDe Lorson
902. Meat Goat Showmanship – during 4-H meat goat show – Friday of fair, starting at 3:00 p.m. Sponsored by Andy and Allison Buechman Family
903. Sheep Showmanship – during 4-H sheep show – Friday of fair, starting at 6:30 p.m. Sponsored by Kevin Harris Farms
904. Swine Showmanship — during 4-H swine show — Saturday of fair, starting at 8:00 a.m. Sponsored by Andy and Allison Buechman Family
905. Dairy Goat Showmanship — during 4-H dairy goat show — Friday of fair, following dairy cattle show starting at 8:30 a.m.

Open Class Beef

Superintendent..... Margarete Riffel

Entry Time: Wednesday, 7-9 pm

Judging Time: Friday, 8am (LLA) 4-H with Open Class to follow

1. **ONLINE ENTRY REQUIRED by July 5 at www.ckff.fairentry.com.** No entry or stall fee.
2. See Open Class Livestock Rules.
3. All animals must be registered. Registration papers on each animal to be available for inspection by Superintendent.
4. Age Classifications may vary in some classes to conform to breed requirements.

Special Award Ribbons

Champion Female
Reserve Champion Female
Champion Bull
Reserve Champion Bull

Premiums: 1st - \$20, 2nd - \$15, 3rd - \$10 – sponsored by Rawhide Portable Corral

AN-Angus, CH-Charolais, %C-Percentage Charolais, CI-Chianina, GV-Gelbvieh, BA-Balancer®, HE-Hereford, LI-Limousin, LF-Lim-Flex, MA-Maine Anjou, MT-MainTainer, RA-Red Angus, SH-Shorthorn, SP-Shorthorn Plus, SI-Simmental, FS-Foundation Simmental, AOB-AOB

- 1002. Junior heifer calf, born after Jan. 1 of current year
- 1003. Late senior heifer calf, born Nov. 1 to Dec. 31 of previous year
- 1004. Early senior heifer calf, born Sept. 1 to Oct 31 of previous year
- 1005. Late summer yearling heifer, born July 1 to Aug. 31 of previous year
- 1006. Early summer yearling heifer, born May 1 to June 30 of previous year
- 1007. Late junior yearling heifer, born March 1 to April 30 of previous year
- 1008. Early junior yearling heifer, born Jan. 1 to Feb. 28 of previous year
- 1009. Late senior yearling heifer, born Sept. 1 to Dec. 31 of two years prior
- 1010. Early senior yearling heifer, born May 1 to Aug. 31 of two years prior
- 1011. 2-year old heifer, born Jan. 1 to April 30 of two years prior
- 1013. 2 females, any age, bred and owned by exhibitor
- 1014. Junior bull calf, born after Jan. 1 of current year
- 1015. Late senior bull calf, born Nov. 1 to Dec. 31 of previous year
- 1016. Early senior bull calf, born Sept. 1 to Oct. 31 of previous year
- 1017. Late summer yearling bull, born July 1 to Aug. 31 of previous year
- 1018. Early summer yearling bull, born May 1 to June 30 of previous year
- 1019. April junior yearling bull, born April 1 to April 30 of previous year
- 1020. March junior yearling bull, born March 1 to March 31 of previous year
- 1021. Early junior yearling bull, born Jan. 1 to Feb. 28 of previous year
- 1022. Fall senior yearling bull, born Sept. 1 to Dec. 31 of two years prior
- 1023. Summer senior yearling bull, born May 1 to Aug. 31 of two years prior
- 1024. 2-year old bull, born Jan 1 to April 30 of two years prior
- 1025. 3 bulls, any age, owned by exhibitor
- 1026. 2 bulls under 2 years of age, bred and owned by exhibitor
- 1027. Get of Sire. 4 animals by one sire shown in the above classes, both sexes represented.
- 1028. Junior Get of Sire. 3 animals by one-sire, both sexes represented shown in classes 1005 or younger and 1017 or younger
- 1029. Pair of calves - one heifer from classes 1002-1003-1004, and one bull from classes 1014-1015-1016 both owned by exhibitor
- 1030. Pair of yearlings (one heifer from classes 1005-1006-1007-1008-1009-1010 and one bull from 1017-1018-1019-1020-1021-1022 both owned by exhibitor)

Old Timer Beef Showmanship

After the beef show, there will be an “Old Timers Beef Showmanship Show.” Anyone not qualified to participate, as a youth exhibitor is eligible to participate, such as parents, guardians, older siblings, or anyone else they would like to enter. \$5.00 cash entry fee will be collected before the show. The money raised will go towards beef improvements on the fairgrounds. If the Old Timer decides not to show, he or she must pay \$5.00 to decline showing. These animals do not have to be shower owned. You must ask a current 4-Her if you may borrow his/her animal(s). Judging will be strictly on the showmanship of the individual and not on the animal.

Rules

1. Must be 19 years of age or older
2. \$5.00 entry must be paid before walking into the ring

3. \$5.00 to have your own name removed from the list
4. Only breeding/market/open class beef that is on the grounds and entered in the current year beef show is eligible to be used in the contest
5. Class is judged on the showman abilities, not the animal
6. Fitting is optional and must be approved by the owner of the animal
7. Two Divisions: Participant Superintendents reserve the right to break classes based on participation numbers.
 - Division I: Serious Class
 - Division II: Fun Class

Superintendents reserve the right to break classes based on participation numbers.

Open Class Meat Goat

Superintendent..... Makenzie Riffel
 Assistant Superintendents.....Laird Riffel, Olivia Crist, and Tom Lehman
 Entry Time: Wednesday, 3-7pm
 Judging Time: Friday, 3pm (LLA)

1. All entries are due by July 5; no entry or pen fee. **ONLINE ENTRY REQUIRED by deadline at www.ckff.fairentry.com.**

2. Health Requirements

Goats originating in Kansas must meet the general requirements.

- Be free of signs of active fungal (ringworm) infection, including sore mouth. If any goat is rejected, all goats transported in the same vehicle will be rejected.
- All sexually intact (does and bucks) and wethers must be identified with a registered tattoo or an official USDA premise ID tag (scrapies tag). Kids, under 8 weeks of age, accompanying their dams, are exempt from tagging requirements.

3. **ID/Ownership** - All goats must be identified with a registered tattoo or an official USDA premise ID tag.

4. Kids, under 8 weeks of age, accompanying their dams, are exempt from identification requirements.

5. Weight: Goats must weigh a minimum of 60 pounds and can be any breed or combination of goat breeds. No Maximum weight.

6. Teeth: All goats must have baby teeth in place with no visible signs of permanent teeth.

7. Horns: It is suggested that market goats be dehorned. If horned, horns must be tipped and rounded. Breeding Does should not be tipped or dehorned.

8. Grooming: Artificial coloring, paint, or powder will not be permitted for use during the entire show.

9. Shearing: Is recommended but not required with an equal amount of wool above the knee and hock. (Head and belly excluded)

10. Bracing: Goats must be shown with all four feet on the ground. Exhibitors may use a collar, a collar with a short lead, or a halter when showing. Medium/3 mm or smaller pinch collars will be allowed. The show superintendent has the right to interpret this rule.

11. Communicable Disease/Club Lamb Fungus: Goats will be visually inspected for sore mouth, ringworm and general health before they will be allowed to unload. This procedure is necessary to ensure that communicable diseases are not passed to other animals or participants. If an animal is found to be infected with sore mouth or active ringworm lesions, that animal will not be allowed to unload.

12. All market goats must be born after January 1 of current year.

Market Classes

1079. Classes divided by weight Grand Champion and Reserve Grand Rosettes

Breeding Classes

1080. Doe, Born after Jan. 1 of current year.
1081. Sr. Doe, Born August 1 - December 31 of prior year
1082. Yearling Doe, Aug. 1, of two years prior to July 31, of prior year
1083. 2-year-old Doe - Aug. 1, of three years prior to July 31, of two years prior
1084. Aged Doe - Born prior to August 1 two years prior

Breed Champions and Reserve Champions ribbons.

Grand Champion and Reserve Grand Rosettes

Open Class Sheep

Superintendents..... Kevin Harris, Sherry Reinhardt
 Assistant Superintendents..... SaRae Graves
 Entry Time: Wednesday, 3-7 pm
 Judging Time: Friday 5:00pm (LLA)

1. All entries are due by deadline; no entry or pen fee. **ONLINE ENTRY REQUIRED by deadline at www.ckff.fairentry.com.**

2. See Open Class Livestock Rules. Inspection times: Wednesday 3-7 pm. All sheep must be inspected by a superintendent before unloading. Check in: Wednesday 3-7 pm Sheep suspected of fungus or sore mouth may be further inspected by a veterinarian. If any lamb is rejected, all sheep transported in the same vehicle could be rejected. All ewes, wethers, and rams must have an official USDA scrapie tag in place to unload and show.

3. All market lambs must be born after January 1 of current year.

Special Award Ribbons: Champion Ram and Champion Ewe in each breed, if participation warrants.

DO-Dorset; HA-Hampshire; SU-Suffolk; NT-Natural; SP-Speckle; XX-Crossbred;
AOB-All Other Breeds

- 1231. Ram, two years old or older
- 1232. Ram, one year old and under two years
- 1233. Ram, under one year old
- 1234. Ewe, two years old or older
- 1235. Ewe, one year old and under two years
- 1236. Ewe, under one year old
- 1237. Pen of four lambs, under one year old, either sex
- 1238. Flock of sheep, consisting of one ram and four ewes, any age
- 1239. Four animals, any age, get of same sire
- 1240. Pair of yearling ewes
- 1241. Market Lamb, (any breed or cross bred) ewe or wether, shown only in this class

Open Class Swine

Superintendents..... Loran Lefert, Nathan Zook, Kris Bogart, Dr. Trevor Martin

Entry Time: Wednesday, 3-7pm

Judging Time: Saturday, 8am (SLA) 4-H with Open Class to follow

- 1. All entries are due by deadline; no entry or pen fee. **ONLINE ENTRY REQUIRED by deadline at www.ckff.fairentry.com.**
- 2. See Open Class Livestock Rules. No clipping of entries on the fairgrounds.
- 3. This is a non-terminal show.
- 4. 4-H swine will be penned first, Open Class swine will be penned based on pen availability.
- 5. Ages for boars are computed from Feb. 1 of the current year.
- 6. Only purebred gilts may be shown.

Special Award:

Grand Champion Open Class Barrow – Wyatt Thompson & Tim Strunk

Breeds: BK-Berkshire; CW-Chester White; DR-Duroc; HP-Hampshire; PC-Poland
China; SP-Spot; YK-Yorkshire

- 1251. Jan. Boar, furrowed Jan. current year
- 1252. Early February Boar, furrowed Feb. 1 to Feb. 20, current year
- 1253. Late February Boar, furrowed Feb. 21 to Mar. 10, current year
- 1254. March Boar, furrowed Mar. 11 and later, current year
- 1255. Jan. Gilt, furrowed Jan. current year
- 1256. Early February Gilt, furrowed Feb. 1 to Feb. 20, current year
- 1257. Late February Gilt, furrowed Feb. 21 to Mar. 10, current year
- 1258. March Gilt, furrowed Mar. 11 and later
- 1259. Market barrow (all breeds one class)

Old Timer Swine Showmanship

After the swine show, there will be an "Old Timers Swine Showmanship Show." Anyone not qualified to participate as a youth exhibitor is eligible to participate, such as parents, guardians, older siblings, or anyone else they would like to enter. \$5.00 cash entry fee will be collected before the show. The money raised will go towards swine improvements on the fairgrounds. If the Old Timer decides not to show, he or she must pay \$5.00 to decline showing. These animals do not have to be show owned. You must ask a current 4-Her if you may borrow his/her animal(s). Judging will be strictly on the showmanship of the individual and not on the animal.

Rules

- 1. Must be 19 years of age or older
- 2. \$5.00 entry must be paid before walking into the ring
- 3. \$5.00 to have your own name removed from the list
- 4. Only breeding/market/open class swine that are on the grounds and entered in the current year show is eligible to be used in the contest

5. Class is judged on the showman abilities, not the animal
 6. Swine must be shown with something other than a show whip
- Superintendents reserve the right to break classes based on participation numbers.

Open Class Dairy

Superintendents..... Dusty Emig

Entry Time: Wednesday, 3-7pm

Judging Time: Friday, 8:30am (LLA) 4-H with Open Class to follow

1. All entries are due by deadline; no entry or stall fee. **ONLINE ENTRY REQUIRED by deadline at www.ckff.fairentry.com.**
2. See Open Class Livestock Rules.
3. Cows in milk will be allowed to enter and leave on show day.
4. All animals must be registered. Registration papers to be available for inspection by Superintendent.

Special Award Ribbons

1. Junior Champion Bull from class 1041
2. Senior Champion Bull from class 1042
3. Grand Champion Bull
4. Junior Champion Female (Classes 1043-1050)
5. Senior Champion Female (Classes 1051-1054)

A-Ayrshire; BS-Brown Swiss; G-Guernsey; H-Holstein; J-Jersey; MH-Milking Shorthorn

1041. Bull calf, born after Sept. 1 of previous year
1042. Yearling bull of previous year
1043. Junior heifer calf, born after March 1 of current year
1044. Intermediate heifer calf, born Dec. 1 to March 1 two years prior
1045. Heifer calf, born Sept. 1 to Nov. 30 of previous year
1046. Summer yearling, born June 1, of two years prior to Aug. 31, of previous year
1047. Junior yearling, born March 1, of two years prior to May 31, of current year
1048. Winter yearling, born Dec. 1, of two years prior to Feb. 28, of current year
1049. Senior yearling, born Sept. 1, of three years prior to Nov. 30, of two years prior
1050. Unfreshened 2-yr.old, born Mar. 1, of three years prior to Aug. 31, of two years prior
1051. 2-yr. old cow, born Sept. 1, of four years prior to Aug. 31, of two years prior
1052. 3-yr. old cow, born Sept. 1, of five years prior to Aug. 31, to three years prior
1053. 4-yr. old cow, born Sept. 1, of six years prior to Aug. 31, of four years prior
1054. Aged cow, born prior to Sept. 1, of five years prior
1055. Best uddered, classes 1051-1054
1056. Three best females, owned and bred by exhibitor
1057. Dairy herd - 4 females in milk or approaching freshening and has had one lactation, owned by one exhibitor.
1058. Junior Get of Sire, 3 animals, senior yearlings or younger
1059. Senior Get of Sire, 3 animals, not over 2 bulls, 2 years old and older
1060. Produce of Dam, 2 animals, either sex, any age, the produce of one cow
1061. Daughter-Dam, 2 animals, dam with her daughter, any age
1062. Grandma cow over 10 years and still in production.

Open Class Dairy Goat

Superintendent.....Ashley Dester

Assistant Superintendent.....Bill Jackson

Entry Time: Wednesday, 3-7pm

Judging Time: Fri., 8:30am (SLA)

1. **ONLINE ENTRY REQUIRED by deadline at www.ckff.fairentry.com.** No entry or pen fee.
2. See Open Class Livestock Rules.
3. Goats in milk will be allowed to enter and leave on show day.
4. Base date for computing age of animals will be the day of judging.
5. Only does will be allowed to show. No bucks will be allowed in the barn.
6. Three Dairy Goats must show per breed class or they will be in class "All Other Pure Breeds."

7. No milk out required.
8. All dairy goats must be disbudded or dehorned.

Alpine

1071. Junior doe, birth date after April 1 of current year
1072. Junior doe, birth date from March 1 to March 31 of current year
1073. Junior doe, birth date from Sept. 16 of two years prior to the last day of Feb. of current year
1074. Junior doe, birth date from Sept. 16 of three years prior to Sept. 15 of two years prior
1075. Senior doe, 2 years and under in milk or previously freshened
1076. Senior doe, 3 years of age in milk or previously freshened
1077. Senior doe, 4 years of age in milk or previously freshened
1078. Senior doe, 5 years of age in milk or previously freshened
1079. Wether, 3 months and under 12 months

LaMancha

1080. Junior doe, birth date after April 1 of current year
1081. Junior doe, birth date from March 1 to March 31 of current year
1082. Junior doe, birth date from Sept. 16 of two years prior to the last day of Feb. of current year
1083. Junior doe, birth date from Sept. 16 of three years prior to Sept. 15 of two years prior
1084. Senior doe, 2 years and under in milk or previously freshened
1085. Senior doe, 3 years of age in milk or previously freshened
1086. Senior doe, 4 years of age in milk or previously freshened
1087. Senior doe, 5 years of age in milk or previously freshened
1088. Wether, 3 months and under 12 months

Nubian

1089. Junior doe, birth date after April 1 of current year
1090. Junior doe, birth date from March 1 to March 31 of current year
1091. Junior doe, birth date from Sept. 16 of two years prior to the last day of Feb. of current year
1092. Junior doe, birth date from Sept. 16 of three years prior to Sept. 15 of two years prior
1093. Senior doe, 2 years and under in milk or previously freshened
1094. Senior doe, 3 years of age in milk or previously freshened
1095. Senior doe, 4 years of age in milk or previously freshened
1096. Senior doe, 5 years of age in milk or previously freshened
1097. Wether, 3 months and under 12 months

Oberhasli

1098. Junior doe, birth date after April 1 of current year
1099. Junior doe, birth date from March 1 to March 31 of current year
1100. Junior doe, birth date from Sept. 16 of two years prior to the last day of Feb. of current year
1101. Junior doe, birth date from Sept. 16 of three years prior to Sept. 15 of two years prior
1102. Senior doe, 2 years and under in milk or previously freshened
1103. Senior doe, 3 years of age in milk or previously freshened
1104. Senior doe, 4 years of age in milk or previously freshened
1105. Senior doe, 5 years of age in milk or previously freshened
1106. Wether, 3 months and under 12 months

All Other Purebreds (Saanen, Sable, and Toggenburg)

1107. Junior doe, birth date after April 1 of current year
1108. Junior doe, birth date from March 1 to March 31 of current year
1109. Junior doe, birth date from Sept. 16 of two years prior to the last day of Feb. of current year
1110. Junior doe, birth date from Sept. 16 of three years prior to Sept. 15 of two years prior
1111. Senior doe, 2 years and under in milk or previously freshened
1112. Senior doe, 3 years of age in milk or previously freshened
1113. Senior doe, 4 years of age in milk or previously freshened
1114. Senior doe, 5 years of age in milk or previously freshened
1115. Wether, 3 months and under 12 months

Recorded Grades

1116. Junior doe, birth date after April 1 of current year
1117. Junior doe, birth date from March 1 to March 31 of current year
1118. Junior doe, birth date from Sept. 16 of two years prior to the last day of Feb. of current year
1119. Junior doe, birth date from Sept. 16 of three years prior to Sept. 15 of two years prior
1120. Senior doe, 2 years and under in milk or previously freshened

- 1121. Senior doe, 3 years of age in milk or previously freshened
- 1122. Senior doe, 4 years of age in milk or previously freshened
- 1123. Senior doe, 5 years of age in milk or previously freshened
- 1124. Wether, 3 months and under 12 months

Unregistered Grades

- 1125. Junior doe, birth date after April 1 of current year
- 1126. Junior doe, birth date from March 1 to March 31 of current year
- 1127. Junior doe, birth date from Sept. 16 of prior year to last day of Feb. of current year
- 1128. Junior doe, birth date from Sept. 16 of three years prior to Sept. 15 of two years prior
- 1129. Senior doe, 2 years and under in milk or previously freshened
- 1130. Senior doe, 3 years of age in milk or previously freshened
- 1131. Senior doe, 4 years of age in milk or previously freshened
- 1132. Senior Doe, 5 years and older in milk or previously freshened
- 1133. Wether, 3 months and under 12 months

Open Class Equine

Superintendents..... Darcy Tweedy & Oliva Crist

Show Order:

Sunday 8:00 am - Driving, Halter, Showmanship, English, Western, Ranch, Races

Equine Exercise Show Arena

1. See Open Class Livestock Rules.
2. Age of Equine is figured from Jan. 1 of current year
3. All Open Class Equine exhibits will be allowed to enter and leave on show day.
4. Dress Code: Collared shirts, jeans or breeches, and boots
5. Box stalls will be reserved for contestants showing in BOTH riding and halter classes first in order of entry time at www.ckff.fairentry.com. If any are left, they are available on a first- come, first-serve basis.
 - a. Stalls will be available Saturday at 9am unless prior arrangements have been made with equine superintendents.**
 - b. No open class stalls will be opened before 7 pm Wednesday**
6. All stalls must be cleaned before leaving fairgrounds or premium will be withheld.
7. Check-In Time: - Saturday, 9:00 a.m. and class entries close at 1:00 p.m.;
Sunday, 7:00 a.m. Halter entries will close by 8:00 a.m.
8. There will be walk/trot classes, all ages. If a rider enters these classes they may not enter any other performance classes that day except for class numbers 1151-1154.
9. Youth classes are 18 years and younger (races split 14-18, 9-13, 8 and under), Adult classes are 19 years and older.
10. Show management reserves the right to dismiss any animal from the arena and/or the fairgrounds if deemed unsafe.
11. **Rodeo contestants only allowed in the 4-H Horse Arena from 6 pm until 9 pm Thursday, Friday, and Saturday.**

Premiums: \$4, \$3, \$2

SUNDAY EVENTS (Open Class) Show time – 8:00 a.m.

Driving Classes

- 2000. Two-wheel cart
- 2001. Four-wheel cart

Equine Halter Classes

- 2005. Mini – 41” and under (all ages)
- 2006. Ponies – 42” – 56” (all ages)
- 2007. Mules (all ages)
- 2008. 3-year-old and under Mare
- 2009. 4-year-old and older Mare
- *Grand & Reserve Champion Mares
- 2010. 3-year-old and under Gelding
- 2011. 4-year-old and older Gelding
- *Grand & Reserve Champion Geldings

2012. 3-year-old and under Stallion
2013. 4-year-old and older Stallion
*Grand & Reserve Champion Stallions
*Grand & Reserve Overall Equine

Showmanship Classes

2014. Showmanship ages 19 and over
2015. Showmanship ages 14-18
2016. Showmanship ages 9-13
2017. Showmanship ages 8 and younger

Performance Classes

15 Minute Break

2020. English Pleasure – Adult
2021. English Pleasure - Youth
2022. English Equitation – Adult
2023. English Equitation – Youth

15 Minute Break

2024. Leadline: 7 & under
2025. Western Pleasure – Adult (ages 19+)
2026. Western Pleasure – Youth
 2026A. Western Pleasure – Youth ages 14-18
 2026B. Western Pleasure – Youth ages 9-13
 2026C. Western Pleasure – Youth ages 8 and under
2027. Western Pleasure - Walk/Trot (horse/rider combination may not be entered in any other performance class that requires them to lope: excludes timed events.)
 2027A. Western Pleasure – Walk/Trot - Adult (ages 19+)
 2027B. Western Pleasure – Walk/Trot - Youth (ages 18 and under)
2028. Jackpot Western Pleasure, \$5.00 entry fee, 100% payback
2029. Western Horsemanship – Adult (ages 19+)
2030. Western Horsemanship – Youth
 2030A. Western Horsemanship – Youth (ages 14-18)
 2030B. Western Horsemanship – Youth (ages 9-13)
 2030C. Western Horsemanship – Youth (ages 8 and under)
2031. Western Horsemanship – Walk/trot all ages (horse/rider combination may not be entered in any other performance class that requires them to lope: excludes timed events.)
 2031A. Western Horsemanship – Walk/Trot - Adult (ages 19+)
 2031B. Western Horsemanship – Walk/Trot - Youth (ages 18 and under)

RANCH HORSE RAIL

2035. Ranch Rail - Adult (ages 19+)
2036. Ranch Rail – Youth
 2036A. Ranch Rail – Youth ages 14-18
 2036B. Ranch Rail – Youth ages 9-13
 2036C. Ranch Rail – Youth ages 8 and under

RANCH HORSE PATTERN

2040. Ranch Pattern Riding – Adult (ages 19+)
2041. Ranch Pattern Riding – Youth
 2041A. Ranch Pattern Riding – Youth ages 14-18
 2041B. Ranch Pattern Riding – Youth ages 9-13
 2041C. Ranch Pattern Riding – Youth ages 8 and under

TIMED EVENTS

2042. Poles – Adult (age 19+)
2043. Poles - Youth
 2043A. Poles – Youth ages 14-18
 2043B. Poles – Youth ages 9-13
 2043C. Poles – Youth ages 8 and under
2044. Barrels – Adult (ages 19+)
2045. Barrels - Youth

- 2045A. Barrels – Youth ages 14-18
- 2045B. Barrels – Youth ages 9-13
- 2045C. Barrels – Youth ages 8 and under
- 2046. Flags – Adult (ages 19+)
- 2047. Flags – Youth
 - 2047A. Flags – Youth ages 14-18
 - 2047B. Flags – Youth ages 9-13
 - 2047C. Flags – Youth ages 8 and under

Open Class Poultry

Superintendent..... Carrie Hill
 Assistant Superintendent.....Barbie Woody

Entry Time: Wednesday, 3-7pm

Judging Time: Thursday, 9am

1. No pre-entry required; no entry or coop fee. Breed or variety must be on entry.
2. Pigeon exhibitor limited to 8 entries; no barn pigeons.
3. See Open Class Livestock Rules.
4. Superintendent may divide classes 1189-1194 by breed or combine colors, breeds, and classes of pigeons in order to provide competition.
5. Entries will be accepted Wednesday 3-7 p.m.
6. Pen birds will not be allowed to exhibit as single birds. Pigeons should be banded.
7. Each exhibitor is responsible for feeding and watering his/her own poultry.

Pigeon Breeds: A-Fantail, B-Frillback, C-Helmetm, D-Magpie, E-Parlor Tumbler,
 F-Pouter, G-Priest, H-Racing Homer, I-Trumpter, J-Other Breeds

1171. Pigeon, hen, one bird

1172. Pigeon, cock, one bird

Standard Breeds for Classes 1180-1188:

A-White Leghorn, B-White Plymouth Rock, C-All Other Breeds

- 1180. Standard breed, one cock
- 1181. Standard breed, one cockerel
- 1182. Standard breed, one hen
- 1183. Standard breed, one pullet
- 1184. Standard breed, young pen, 1 cockerel and 2 pullets
- 1185. Standard breed, old pen, 1 cock and 2 hens
- 1186. Production pullets, pen of 3, crossbred, inbred, or strain cross pullets to be judged on egg production qualities.
- 1187. Production hens, pen of 3, crossbred, inbred or strain cross hens to be judged on egg production qualities.
- 1188. Capon, all breeds, 3 of the same breed
- 1189. Duck, all breeds, 1 bird, either sex
- 1190. Goose, all breeds, 1 bird, either sex
- 1191. Bantam, standard breeds, 1 cockerel
- 1192. Bantam, standard breeds, 1 pullet
- 1193. Bantam, standard breeds 1 cock
- 1194. Bantam, standard breeds, 1 hen
- 1195. Turkey, 1 bird, either sex
- 1196. Guinea, 1 bird, either sex
- 1197. Exotic Bird, 1 bird, either sex

Market Eggs

Eggs will be judge for uniformity of size, shape, and color, soundness, and cleanliness of shell. (Don't polish eggs.) The exhibitor should select uniform, clean, fresh eggs weighing 24 to 28 ounces per dozen. Cracked, dirty, stale, incubated, or double-yoked eggs are disqualified.

1198. White eggs, one dozen in carton

1199. Brown eggs, one dozen in carton

1200. Miscellaneous color eggs, one dozen in carton

Open Class Rabbit

Superintendents.....Marion & Dwight Kamm

Assistant Superintendents.....Susan Mueller

Entry Time: Wednesday, 3-7pm

Judging Time: Thursday, 8:30am - 4-H with Open Class to follow

1. Pre-entry required by pre-entry deadline at www.ckff.fairentry.com. No entry or pen fee is charged. At the time of entry, each exhibitor must have a 2-part entry card complete with class number, class name, breed, and variety for each entry, will be printed from pre-entries.

Assistance will be available at check-in.

2. See Open Class Livestock Rules.

3. No crossbred rabbits are eligible to show. Rabbits must be purebred but are not required to be registered.

4. Each exhibitor will be limited to two (2) entries per breed, per variety, per class.

5. All rabbits are required to have a permanent tattoo in the rabbit's left ear. This service will be available at check-in with notice to superintendent prior to fair.

6. Each exhibitor is responsible for feeding and watering his/her own rabbits. EXHIBITOR MUST PROVIDE THEIR OWN FEED.

7. Judging of the Open Class will not begin until after the Best in Show has finished for the 4-H/FFA Division. All rabbits will be judged according to their breed standard as listed in the American Rabbit Breeders Association, Inc. current Standard of Perfection.

Special Awards Ribbons: Best of Breed and Best Opposite to 3 breeds with largest number of entries.

8. **SIX CLASS RABBIT BREEDS** – The following breeds can be shown in junior, intermediate, and senior classes:

Argente Brun, American, American Chinchilla, Beveren, Blanc de Hotot, Californian, Champagne D'Argent, Checkered Giant, Cinnamon, Crème D'Argent, English Lop, Flemish Giant, French Lop, Giant Angora, Giant Chinchilla, New Zeland, Palomino, Satin, and Silver Fox.

The following breeds are the only ones that can be shown in pre-juniors:

Argente Brun, American Chinchilla, Beveren, Blanc de Hotot, Californian, Champagne D'Argent, Checkered Giant, Cinnamon, Crème D'Argent, Giant Chinchilla, New Zeland, and Palomino.

9. **FOUR CLASS RABBIT BREEDS** – The following breeds can be shown in junior and senior classes only:

American Fuzzy Lop, American Sable, Angora – English, French, & Satin, Belgin Hare, Britannia Petite, Dutch, Dwarf Hotot, English Spot, Florida White, Harlequin, Havana, Himalayan, Holland Lop, Jersey Wooly, Lilac, Lionhead, Mini Lop, Mini Rex, Mini Satin, Netherland Dwarf, Polish, Rex, Rhinelander, Silver, Silver Marten, Tan, and Thrianta.

13. Showmanship Information

a. Open to any exhibitor showing rabbits in the 4-H/FFA division at the CKFF.

b. The rabbit used in showmanship must be entered in the 4-H/FFA rabbit show.

c. Ages are as of Jan. 1, of the current year.

d. All contestants will be placed in the purple, blue, red, or white ribbon groups. A Champion and Reserve Champion will be awarded for each age division provided there are sufficient number and quality performance. An over-all champion will be selected.

14. Superintendent will health check all animals upon entry for visible illness. Entry can be refused if animal shows signs of illness or diminished condition.

15. Superintendent has the right to release animals early in the case of extreme heat.

RABBITS

1216. Senior buck – 8 months of age & over for breeds with Intermediate classes; 6 months & over for all other breeds

1213. Senior doe - 8 months of age & over for breeds with Intermediate classes; 6 months & over for all other breeds

1215. Intermediate buck – Only breeds listed above with Intermediate classes

1212. Intermediate doe – Only breeds listed above with Intermediate classes

1214. Junior buck – Under 6 months of age

1211. Junior doe – Under 6 months of age

1210. Pre-junior buck – Only breeds listed above with pre-juniors

1209. Pre-junior doe – Only breeds listed above with pre-juniors

1221. Meat pen – 3 rabbits, all one recognized breed and variety (broken varieties must be same color). Minimum weight 3 ½ lbs each.

Maximum weight 5 ½ lbs. each, and not over 70 days of age. Will be judged on their meat qualities, condition, uniformity, and fur.

Open Class Fiber Animal

Judging – Saturday 10:00 a.m. LLA

Superintendent.....Collen McGee

1. Read General 4-H rules & open class livestock rule 9 section F for health requirements. All Alpaca's/Llamas must be inspected by a superintendent before unloading. Check in: Wednesday 3-7 p.m. Alpaca/Llama suspected of fungus or sore mouth may be further inspected by a veterinarian. If any alpaca/llama is rejected, all alpaca/llama transported in the same vehicle could be rejected.

2. **ONLINE Entry Required by pre-entry deadline**
3. Removal Time: 3:00 p.m. Sunday
4. Superintendents will break classes by declared species

Fiber, specify species:

- 4000. – Juvenile Female (under 1 year)
- 4001. – Junior/Adult Female (over 1 year)
- 4002. – Juvenile Male (under 1 year)
- 4003. – Junior/Adult Male (over 1 year)

OPEN CLASS PLANT SCIENCE

Open Class Crops

Superintendent..... Michele Snowball

Entry Time: Thursday, 9am-noon (Sterl Hall)

Judging Time: Thursday, approx. 1 pm (Sterl Hall; 4-H/FFA with Open Class to follow)

1. Read Open Class Rules
2. Variety or hybrid must be named on entry card
3. Crops should be of adapted and recommended varieties grown in last available season.
4. All seed exhibits (Classes 1416-1424) will be in a wide-mouthed gallon glass container. A 1 1/2 - 3-inch diameter cylinder may be placed in the container to reduce the amount of grain to about three quarts.
5. Each exhibitor may enter one item per class.
6. One exhibit per type of vegetable or crop.

Special Wheat Award

1. \$10 - overall top wheat sample from combined 4-H and Open Classes – Phillips Seed Farm.
2. Champion and Reserve Champion Ribbons - overall top two wheat samples from combined 4-H and Open Classes.

- 1416. Wheat, all varieties
- 1417. Barley, all varieties
- 1418. Oats, all varieties
- 1419. Grain Sorghum, all varieties
- 1420. Brome grass seed, all varieties
- 1421. Alfalfa seed, all varieties
- 1422. Sweet-clover seed, all varieties
- 1423. Soybean seed, all varieties
- 1424. Corn seed
- 1425. Brome grass, bundle, 3-inch diameter
- 1426. Wheat, bundle, 3-inch diameter
- 1427. Oats, bundle, 3-inch diameter
- 1428. Barley, bundle, 3-inch diameter
- 1429. Brome grass hay, one 6" flake in plastic bag (tied 4 times - 2 crosswise, 2 lengthwise)
- 1430. Alfalfa hay, one 6" flake in plastic bag (tied 4 times - 2 crosswise, 2 lengthwise)
- 1431. Prairie hay, one 6" flake in plastic bag (tied 4 times - 2 crosswise, 2 lengthwise)
- 1432. Corn, tallest five stalks
 - A. Dry land corn
 - B. Irrigated corn
- 1448. Corn, largest ear
 - A. Adult
 - B. Youth
- 1433. Grain sorghum, five stalks
- 1434. Forage sorghum, five stalks
- 1435. Forage sorghum, ten heads

- 1436. Hybrid white corn, five ears
- 1437. Hybrid yellow corn, five ears
- 1438. Sorghum, five heads, early maturing hybrid
- 1439. Sorghum, five heads, medium maturing hybrid
- 1440. Sorghum, five heads, late maturing hybrid
- 1441. Popcorn, five ears
- 1442. Popcorn, strawberry, five ears
- 1443. Soybeans, five stalks
- 1444. Field sunflowers, three stalks
- 1445. Confectionary sunflowers, three stalks
- 1446. Tallest sunflower
- 1447. Biggest sunflower head

Open Class Floriculture

Superintendent.....Laura Hoffman

Assistant Superintendent.....Amy Schwarz

Entry Time: Thursday (fair week), 9am-11am

Judging Time: Thursday following 4-H/FFA at noon (Sterl Hall)

1. Read Open Class Rules.
2. Adult Classes are for 16 years or older exhibitors. Youth Classes are for exhibitors 5-15 years of age.
3. Exhibitors are limited to 1 entry per Class and no more than 3 entries per Category (Cut flowers: Annuals, Perennials and Shrubs; Arrangements).
4. All cut and potted flowers/plants shall be grown, and arranged by exhibitors.
5. All cut flowers shall be in a clean, clear glass jar, not a vase or plastic water bottle.
6. Cut flowers and shrubs followed with a number indicate the number of stems required per submittal for each class. Multiple stems shall be equal in length. One stem could have more than one flower.
7. Arrangement container will be part of the judging criteria. One specimen is not an arrangement.
8. All containers shall be leak proof and sit stable on display shelves.
9. Arrangements should be suitable height for suggested location and in appropriate container; not a jar.
10. The Fair Association, Floriculture Superintendent(s) and their volunteers are not responsible for the exhibitors' containers and the condition of their arrangement from Thursday through Sunday.
11. Exhibit entire stem of flowers. All stems should exhibit healthy green leaves on stems.

Special Floriculture Awards

Cash Award: Youth Arrangement - Champion – ribbon & \$25 gift certificate to Phyllis Flowers & More (Chapman)

Cut Flowers — Annuals

- 1259. Cosmos, 3
- 1260. Dahlia large (5" or more), 1
- 1261. Dahlia small to medium, 3
- 1262. Marigold large, 3
- 1263. Marigold small, 3
- 1264. Periwinkle (Vinca), 3
- 1265. Petunia single, 3
- 1266. Snapdragon, 3
- 1267. Sunflower (Helianthus Annuus), 1-3
- 1268. Zinnia Dwarf, 3
- 1269. Zinnia Medium, 3
- 1270. Zinnia Giant, 3
- 1271. Misc. Annual (Named) 1-3.

Cut Flowers — Perennials

- 1272. Back Eyed Susan, 3
- 1273. Cleome, 3
- 1274. Daisy (Shasta), 3
- 1275. Dianthus, 3

- 1276. Echinacea (Coneflower), 3
- 1277. Gaillardia, 3
- 1278. Lilly, 1
- 1279. Phlox, 1
- 1280. Rudbeckia, 3
- 1281. Sunflower (Helianthus), 1-3
- 1282. Yarrow, 3
- 1283. Misc. Perennial (Named), 1-3

Cut Flowers — Shrubs

- 1284. Hydrangea, 1
- 1285. Rose Hybrid Tea, 1
- 1286. Rose, Grandiflower, 1
- 1287. Rose, Floribunda, 1-3
- 1288. Rose, Mini, 1
- 1289. Misc. Shrub Flower (Named), 1-3

Arrangements

- 1290. All Roses (Named)
- 1291. All Annuals (Named)
- 1292. All Perennials (Named)
- 1293. Miniature, height: 4" or less
- 1294. Dining Table, height: 6"-8"
- 1295. Buffet Table, height: 12"-12:
- 1296. Coffee Table, height: 14"-18"
- 1297. Theme: Kansas State Flower
- 1298. Theme: Holiday (Named)
- 1299. Theme: Western
- 1300. Mixed Potted Flower Container, no larger than 10" dia. w/3-5 species
- 1301. House Plants
 - A. Flowering
 - B. Non-flowering
- 1302. Topiary potted, no larger than 10" dia., 1 species

- 1320. Collection of 3 annuals (may contain one variety or several varieties of the same annual flower.) 3 stems only and of equal length
- 1321. Collection of 3 perennials (may contain one variety or several varieties of the same perennial flower.) 3 stems only and of equal length.

Youth Class

- 1303. Black Eyed Susan, 3
- 1304. Marigold-small, 3
- 1305. Marigold-large, 3
- 1306. Periwinkle, 3
- 1307. Petunia, 3
- 1308. Phlox, 1
- 1309. Rose, 1
- 1310. Snapdragon, 3
- 1311. Sunflower, 1
- 1312. Zinnia-small, 3
- 1313. Zinnia-medium, 1-3
- 1314. Zinnia-large, 1
- 1315. Mini Arrangement, Limit 1
- 1316. Misc., Annual or perennial arrangement, (1) small or (1) large
(name each specimen)
- 1317. Large arrangement, Limit 1
- 1318. Succulent- single specimen
- 1319. Succulent- arrangement

Open Class Horticulture

Superintendent..... Ila Beemer

Assistant Superintendent..... Michele Snowball

Entry Time: Thursday, 9am-noon (Sterl Hall)

Judging Time: Thursday, 10am (Sterl Hall) 4-H/FFA with Open Class to follow

1. Read Open Class Rules.
2. Entry cards should be completed prior to entry time. Exhibits should be an appropriate size disposable plate.
3. Limit one entry per class.

- 1360. Apples, any variety, plate of 5
- 1361. Peaches, any variety, plate of 5
- 1362. Pears, any variety, plate of 5
- 1363. Grapes, any variety, plate of 2 bunches
- 1364. Cucumbers, burpless slicers, plate of 3
- 1365. Cucumbers, plate of 5, slicers
- 1366. Cucumbers, plate of 5, pickling
- 1367. Potatoes, Red, plate of 5
- 1368. Potatoes, White, plate of 5
- 1369. Potatoes, Yukon Gold, plate of 5
- 1370. Watermelon, green type, 1 for exhibit
- 1371. Watermelon, striped type, 1 for exhibit
- 1372. Watermelon, other varieties, 1 for exhibit
- 1373. Largest Watermelon, determined by weight
- 1374. Pumpkin, any edible variety, 1 for exhibit
- 1375. Pumpkin, ornamental, 2 for exhibit
- 1376. Largest pumpkin, determined by weight
- 1377. Beans, green snap, plate of 12
- 1378. Beans, yellow wax, plate of 12
- 1379. Table beets, 5 specimens
- 1380. Carrots, plate of 5
- 1381. Cabbage, 1 head
- 1382. Squash, large winter, 1 specimen
- 1383. Squash, small winter, 2 specimens
- 1384. Squash, small summer, 2 specimens
- 1385. Squash, Zucchini, baking, 2 specimens
- 1386. Squash, Zucchini, small, slicer, 2 specimens
- 1387. Bell Peppers, plate of 5
- 1388. Jalapeno Peppers, plate of 5
- 1389. Other Peppers, plate of 5
- 1390. Tomatoes, standard garden variety, plate of 5
- 1391. Tomatoes, Roma, plate of 5
- 1392. Tomatoes, cherry, novelty or ornamental, plate of 5
- 1393. Cantaloupe, any variety, 1 specimen
- 1394. Onion, yellow, plate of 5
- 1395. Onion, white, plate of 5
- 1396. Onion, red, plate of 5
- 1397. Eggplant, 2 specimens
- 1398. Sweet Corn, 5 ears
- 1408. Largest Ear of Sweet Corn
 - A. Adult
 - B. Youth
- 1399. Ornamental Gourds, 2 specimens
- 1400. Okra, 5 specimens
- 1401. Miscellaneous Vegetables (Exhibit No. small-12, medium-5, large-1 or 2)

1402. Miscellaneous Fruit.
1403. Fruit from the Wild-small berries, plate of 12; larger berries, plate of 2 bunches
1404. Fresh Culinary Herbs (6) ex: parsley, basil, dill, etc. Six stems of ONE VARIETY of fresh herbs exhibited in a disposable container of water. Dried herbs are not accepted.
1405. Any fall pumpkin or squash painted but utilizing no other materials. Entry limited to youth 12 years of age and under as of fair time. Entry to be judged on originality and appearance.
1406. Decorated Watermelon - Any watermelon decorated with other vegetables, paint, carvings, or any other material. Entry limited to youth 12 years of age and under as of fair time. Entry to be judged on originality and appearance.
1407. Garden Exhibit - Any combination of five (5) vegetables, small, medium, or large, arranged for display in container or flat box. (Large Vegetables – one each - watermelon, squash, pumpkin, eggplant, or similar size vegetable; Medium Vegetables - five each - cucumbers, tomatoes, carrots, beets, onions, peppers, parsnips, okra, Irish potatoes, sweet potatoes or similar size vegetable; Small Vegetables - twelve each - green beans, yellow beans, peas in the pod, or similar size vegetable). Only one variety of a specific vegetable may be exhibited. Canned or shelled vegetables are not acceptable.
1410. One vegetable of unusual size and shape.

FAMILY AND CONSUMER SCIENCES

Open Class Foods

Superintendent..... Katie Wieters

Assistant Superintendent..... to be determined

Entry Time: Wednesday, 4-7pm

Judging Time: Thursday, 9 a.m. (Sterl Hall)

1. Read Open Class Rules.
2. Exhibitor limited to one entry per class.
3. First, second and third premiums awarded only if quality merits.
4. All exhibits must be product of the exhibitor.
5. Recipes are required for all food product exhibits
6. For food safety purposes, any under baked exhibits will be disqualified. Food with custard and dairy based filling and frosting (ex. cream cheese), raw eggs, flavored oils, “canned bread” or bread or cakes in a jar, cut fresh fruit or food requiring refrigeration (ex. bacon), or unbaked exhibit with raw flour (ex. no bake cookies) will be disqualified and not judged. Refer to K-State Research and Extension publication 4-H 888, Judges Guide for Food and Nutrition Exhibits, for information to help you make informed, safe food exhibit decisions.
7. All baked products must be removed from baking pan and placed on smallest possible paper plate or on covered flat cardboard cut to the size of the product; place in clear plastic bag. The entire product must be entered.
8. All baked products should be exhibited in the up-right position with top crust showing except products with special designs such as Bundt cakes which should be top crust down.
9. Return address labels are suggested as a convenient way for exhibitors to “fill out” their entry cards.
10. All food products will be placed on sale following judging.
11. Bread Sculptures
 - a. Bread sculptures may be constructed from frozen yeast dough or a yeast dough made from scratch.
 - b. Bread sculptures will not be tasted.
 - c. Seeds, herbs, and other edible decorative toppings and icings may be used.
 - d. Must submit a typed, detailed recipe including shaping instructions with step by step photos or sketches on an 8 ½” x 11” paper with name and address in lower left corner (will be covered prior to judging). Include age for youth entries.
 - e. No size restrictions. For small individual sculptures, 6 should be entered. (ex: bunnies, turtles)
 - f. All sculptures must be received on a sturdy, disposable plate, board, or tray and will remain on display throughout the fair.
 - g. For examples and ideas, visit
<http://homebaking.org/PDF/doughsculpting101online.pdf>

Bread

(Please exhibit on stiff cardboard cut to fit size of the product.)

1460. Whole grain bread, 9” x 5” loaf
1461. Whole grain rolls, 3
1462. White yeast bread, 9” x 5” loaf
1463. French bread, loaf
1464. White rolls, 3
1465. Fancy rolls, 3

- 1466. Sweet rolls, 3
- 1467. Fruit bread or nut bread, 9" x 5" loaf, list type
- 1468. Muffins, 3, list type (no paper liners)
- 1469. Gingerbread, 8" or 9", round or square
- 1470. Coffee Cake (yeast)
- 1471. Bread Sculpture (*See rule 11 above*)
- 1472. Bread Sculpture – Team (*See rule 11 above*)

Decorated Cakes

(Please exhibit on stiff cardboard cut to fit size of the product.)

Only the decorations will be judged in the following classes. Cakes need not be real. Cake dummies (pans, Styrofoam, etc.) may be used

- 1475. Birthday Cake (Amateur)
- 1476. Holiday or Special Event Cake (Amateur)
- 1477. Novelty or Cut-up Design (Amateur)
- 1478. Decorated cake (Youth 14 and under)
- 1479. Decorated cake (Professional)

Cakes

(Please exhibit on stiff cardboard cut to fit size of the product.)

- 1485. White 2-layer cake, white icing
- 1486. Chocolate 2-layer cake, chocolate icing
- 1487. Burnt Sugar 2-layer cake, burnt sugar icing
- 1488. Angel Food cake, unfrosted, top side up (Mixes are acceptable.)
- 1489. Chiffon cake, unfrosted, top side up
- 1490. Bundt Cake, frosted or unfrosted
- 1491. White Cupcakes, white icing, 3
- 1492. Chocolate Cupcakes, chocolate icing, 3

Fruit Pie

- 1521. Apple Pie
- 1522. Cherry Pie
- 1523. Peach Pie
- 1524. Other Berry Pie
- 1525. Other Fruit Pie

Cookies

(Please use small paper plates for classes 1495-1504)

- 1495. Drop Cookies, Chocolate Chip, 3
- 1496. Drop Cookies, Other, 3
- 1497. Peanut Butter Cookies, 3
- 1498. Filled Cookies, 3
- 1499. Bar Cookies, 3
- 1500. Decorated Cookies, 3
- 1501. Refrigerator Cookies, 3
- 1502. Brownies, 3
- 1503. Rolled Cookies, 3
- 1504. Molded Cookies, 3

Youth Classes (14 and under)

(Please use small paper plates for classes 1510-1514.)

- 1510. Drop Cookies, 3
- 1511. Bar Cookies, 3
- 1512. Molded Cookies, 3
- 1513. Refrigerator Cookies, 3
- 1514. Rolled Cookies, 3
- 1515. White Cupcakes, white icing, 3
- 1516. Chocolate Cupcakes, chocolate icing, 3
- 1518. Muffins, 3 (*no paper liners*)
- 1519. Bread Sculpture (*See rule 10 above*)

Open Class Food Preservation

1. Recipes and processing methods from the sources below are recommended. Recipes must be from current (tested resources below) AND MUST BE ADJUSTED FOR ALTITUDE based on your processing location, or it will be disqualified. Processing methods that will be disqualified include: open kettle-canning, oven canning, sun canning, and using electric multi-cookers. For more information on electric multi-cookers, see http://nchfp.uga.edu/publications/nchfp/factsheets/electric_cookers.html. Untested recipes will be disqualified for food safety reasons. Tested recipes resources include:

- K-State Research and Extension Food Preservation publications
- Other University Extension Food Preservation publications
- USDA's Complete Guide to Home Canning, 2015
- So Easy to Preserve, 6th Edition, The University of Georgia Cooperative Extension Service
- Blue Ball Book Guide to Preserving, Edition 37
- Ball Complete Book of Home Preserving, 2015 and 2020
- All New Ball Book of Canning and Preserving
- Canning mixes (i.e. Mrs. Wage's, Ball)
- Pectin Manufacturers (i.e. SureJell, Ball)
- KSRE Rapid Response Center Preservation Recipes
- National Center for Home Food Preservation
- Ball and Kerr
- <http://www.rrc.k-state.edu/preservation/recipes.html>

Refer to the following K-State Research and Extension publications for more information:

4H712, Food Safety Recommendations for Food Preservation Exhibits (<http://www.ksre.ksu.edu/bookstore/pubs/4H712.pdf>)

MF3170 "10 Tips for Safe Home-Canned Food" (<http://www.ksre.ksu.edu/bookstore/pubs/MF3170.pdf>)

MF3171 "Sassy Safe Salsa at Home" (<http://www.ksre.ksu.edu/bookstore/pubs/MF3171.pdf>)

MF3172 "What's Your Elevation?" (<http://www.ksre.ksu.edu/bookstore/pubs/MF3172.pdf>)

MF3241 "How to Guide to Water Bath Canning and Steam Canning"

(<http://www.bookstore.ksre.ksu.edu/pubs/MF3241.pdf>)

MF3242 "How to Guide to Pressure Canning" (<http://www.bookstore.ksre.ksu.edu/pubs/MF3242.pdf>)

2. Each exhibit must have the complete recipe and instructions attached with the entry card, or it will be disqualified. Recipe must include exhibitor name, recipe source, date of publication, and altitude of where food was processed. If using Mrs. Wage's or Ball mixes, indicate the date the mix was purchased.

3. Exhibits must be sealed in clean, clear standard canning jar with matching brand (use Ball lids on Ball jars, or Kerr lids on Kerr jars, etc.) two-piece lids. Do not use colored jars. Do not add fancy padded lids, fabric over wraps or cozies as they interfere with the judging process. No fancy packs unless recipe states to do so (ex: Pickled asparagus). Jars must be sealed when entered. For food safety reasons, the size of jars used must not be larger than the jar size stated in the recipe. Note: There are 12-ounce, 24-ounce, and 28-ounce canning jars available and may be used. Use pint jar process recommendations for 12-ounce jars. Use quart jar process recommendations for 24-ounce jars and 28-ounce jars.

4. Labels – Each jar or container exhibited must be labeled. The label must not cover brand name of jar. The label must give: Class No., Product, Altitude Where Processed, Canning Method (water bath, weighted gauge or dial gauge pressure method), Process Time, Pressure (psi), Date Processed including month and year, Name, and County/District. Templates to make adhesive labels can be found at kansas4h.org under Kansas State Fair resources.

5. Dried food product suggested amount: 1/3 – 1/2 cup, or three or four pieces per exhibit. All meat jerky must be heated to an internal temperature of 160 degrees F before or after drying. This is not the drying temperature! Dried products must include the recipe, preparation steps, and heating instructions. Jerky not heated to an internal temperature of 160 degrees F will be disqualified and not be judged. Heating information can be found in "Dry Meat Safely at Home" www.ksre.ksu.edu/bookstore/pubs/MF3173.pdf.

6. Jars may not be opened for judging.

Canned Fruits and Vegetables

1531. Apples

1532. Applesauce

1533. Apricots

1534. Cherries, Sour

1535. Cherries, Sweet

- 1536. Grapes, White
- 1537. Peaches
- 1538. Pears
- 1539. Pineapple
- 1540. Plums
- 1541. Tomato Juice
- 1542. Other Fruits (specify type)
- 1543. Beets (not pickled, whole, diced, or sliced)
- 1544. Carrots, whole, diced or sliced
- 1545. Corn
- 1546. Peas
- 1547. Potatoes
- 1548. Snap beans, green cut
- 1549. Tomatoes
- 1550. Stewed Tomatoes
- 1551. Picante Sauce
- 1552. Chili Sauce
- 1553. Other Vegetables (specify type)
- 1554. Other Vegetable Sauces (specify type)
- 1555. Other Juices (specify type)

Miscellaneous, Honey, Meats

- 1561. Apple jelly
- 1562. Grape jelly
- 1563. Plum jelly
- 1564. Cherry Preserves
- 1565. Peach Preserves
- 1566. Strawberry Preserves
- 1567. Tomato Preserves
- 1568. Apple butter
- 1569. Peach butter
- 1570. Apricot Jam
- 1571. Strawberry Jam
- 1572. Peach Jam
- 1573. Other sweet spreads (includes jams & jellies)
- 1574. Beet pickles
- 1575. Bread and better pickles
- 1576. Dill pickles
- 1577. Fruit pickles
- 1578. Sweet cucumber pickles, whole
- 1580. Pickled vegetables (specify type)
- 1581. Pickles, other (specify type)
- 1582. Relish (specify type)
- 1583. Honey, comb
- 1584. Honey, extracted, (1 pint jar, plain and no label)

Special Baking Competition: Kolaches

Entries accepted Saturday 1:00-2:00 p.m.

Sterl Hall – Small Room

Judging begins at 2:00 p.m.

Superintendent.....Katie Wieters

Assistant superintendents.....DK 4-H Family Living Committee

1. Read Open Class Rules.
2. Men, women, and youth (including 4-Hers) are encouraged to enter this contest.
3. Exhibitor may make only one entry; submit 2-part entry card with entry.



4. All entries must be home prepared recipes by the individual in whose name the entry is listed.
No commercial mixes.
5. Must provide 6 kolaches (same recipe) to be judged.
6. Entries can be presented on a plate. CKFF is not responsible for plates.
7. Recipe required. Include with entry. Recipes will not be returned.
8. Prizes will be awarded to only the top three entries.
9. Following judging, the top three entries will be displayed. All entries will be sold with proceeds going to the DK 4-H family living committee
10. Care will be taken to prevent loss or damage to pans or plates, but in no event will the CKFF be responsible for loss or damage that might occur. Exhibitor must pick up non - disposable items immediately following judging.
11. All under baked items will be disqualified for food safety purposes.

1595. Special Baking Competition

Exhibitor must use **King Arthur Flour**. Exhibitor must bring the opened bag of **King Arthur Flour** or submit a UPC label from the flour bag when he/she submits the entry.

Prizes: Prizes awarded to 1st, 2nd and 3rd places in both Adult and Junior/Youth categories, sponsored by **King Arthur Flour** and others. Past prizes have included gift certificates in the amounts of \$75, \$50 and \$20, along with **King Arthur Flour** cookbooks and **King Arthur Flour** baking pans.

OTHER OPEN CLASS EXHIBITS

Open Class Crafts

Superintendent..... Terry and Lee Jackson

Entry Time: Wednesday, 3-7pm (Sterl Hall)

Judging Time: Thursday, 9 am

1. Read Open Class Rules.
2. Exhibitors limited to one entry per class.
3. Exhibits must be current work (within last 2 years).
4. Exhibits may not be displayed more than one year. The superintendents reserve the right to reject exhibits that have been displayed in previous years.
5. Space for each exhibit is limited to 14" square, except classes 1633, 1638 & 1639.
6. Pictures and wall hangings must be ready for hanging.
7. Include information card about entry.

All class numbers must include number and letter denoting "age division." Class number will be number/division (i.e. 1600A or 1600D, etc.)

Divisions: A-Adult, B-Sr. Citizens (70 and older), C-Youth 12-18, D-Youth 8-11, E-Youth 7 and under

Ceramics

- 1598. Ceramics, under glaze
- 1599. Ceramics, glaze
- 1600. Ceramics, stain
- 1601. Ceramics, sculpture
- 1602. Ceramics, dry brush
- 1603. Ceramics, miscellaneous

Painting

- 1609. Diamond Painting
- 1610. Paint by Number
- 1611. Tole & Decorative Painting, fruit
- 1612. Tole & Decorative Painting, other

Miscellaneous Crafts

- 1613. Christmas Craft, General
- 1614. Christmas ornament
- 1615. Any other holiday ornament

- 1616. Memory and/or photo albums
- 1617. Article made from recycled material
- 1618. Papier Mache article
- 1619. Stained Glass
- 1620. Decoupage
- 1621. Tin Punch
- 1622. Polymer Clay Article
- 1623. Bird House or Bird Feeder
- 1624. Handmade Baskets, any kind
- 1625. Wheat Weaving
- 1626. Models, car, kit
- 1627. Models, original
- 1628. Models, rocket, kit
- 1629. Models, any other, kit
- 1630. Lego's, kit, no larger than 14" x 14" (strictly enforced), placed and secured on a board
- 1631. Lego's, original, no larger than 14" x 14" (strictly enforced), placed and secured on a board
- 1632. Candles
- 1633. Wooden articles
- 1634. Jewelry, bead
- 1635. Jewelry, miscellaneous
- 1636. Flowers, paper, fabric chenille
- 1637. Flower Arrangement, artificial
- 1638. Wall Hangings, original
- 1639. Wall Hangings, kit
- 1640. Plaster of Paris article
- 1641. Plastic lacing kit
- 1642. Stenciled article
- 1643. Wreath, any kind
- 1644. Angel
- 1645. Doll
- 1646. Snowman, any kind
- 1647. Santa, any kind
- 1648. Decorative Footwear
- 1649. Paper Craft
- 1650. Crafts not listed (no Lego's)
- 1651. Duct Tape
- 1652. Leather Tooling
- 1653. Taxidermy
- Special Classes**
- 1654. Miscellaneous crafts, Nursing Home Residents
- 1655. Miscellaneous crafts, Special Education Participants

Open Class Needlework

Superintendent.....Carolyn Fenn

Entry Time: Wednesday, 3-7pm

Judging Time: Thursday, 9am (Sterl Hall)

1. Read Open Class Rules.
2. Exhibitors limited to one entry per class.
3. Exhibits must be current work (within last two years).
4. Exhibits may not be displayed more than one year. The superintendents reserve the right to reject exhibits that have been displayed in previous years.

Special Needlework Awards - To recognize excellence in needlework exhibits, awards will be designated by the official judge.

Best of Show - Needlework - \$10 premium - Central Kansas Free Fair Association

The Shivering Sheep will award \$10.00 gift certificates for each of the following: Best Hand Knit by an adult

Best Hand Knit by child 9 to 11 years

Best Hand Knit by child 12 to 14 years

Pillowcases

1720. Embroidered, Set of 2

1721. Other set of 2

Towels

1722. Hand Towel

1723. Tea Towel set of 3

Fancy Work (Embroidery, tatting, hairpin lace)

1724. Place Mats, set of 2

1725. Dresser Scarf

1726. Doily

1727. Other than listed

Sewn or Tailored Clothing (bring on a hanger)

1728. Article made by youth 16 years and under

1729. Any clothing for an adult

1730. Any clothing for a child

Rugs

1731. Rug, woven, any material

1732. Rug, latch hook

1733. Rug, crocheted, any material

1734. Rug, braided, any material

1735. Any other rug

Pillow Tops

1736. Knitted or Crocheted

1737. Embroidered

1738. All other

Crocheting

1739. Afghan

1740. Baby Afghan

1741. Bedspread

1742. Doily, under 12 inches

1743. Doily, 12 inches and larger

1744. Hat

1745. Purse

1746. Child's Garment

1747. Stole, Scarf, or Shawl

1748. Other not listed.

Knitting

1749. Afghan

1750. Child's Garment

1751. Hat

1752. Purse

1753. Sweater or Vest

1754. Knit scarf

1754A. Knit shawl or stole

1755. Socks, knit plain or ribbed

1756. Sock, other

1757. Mittens and gloves.

1758. Other not listed

Felting

1801. Felted Garment

1802. Other Felted Article

1803. Needle Felted Article

Children's Classes

- 1759. Article made by child 8 and under
- 1760. Article made by child 9 and over

Miscellaneous

- 1761. Cross Stitch Picture or Article
- 1762. Counted Cross Stitch Picture, 8" x 10" or smaller fabric area, professionally framed
- 1763. Counted Cross Stitch Picture, 8" x 10" or smaller fabric area, non-professionally framed
- 1764. Counted Cross Stitch Picture, larger than 8" x 10" fabric area, professionally framed
- 1765. Counted Cross Stitch Picture, larger than 8"x 10" fabric area, non-professionally framed
- 1766. Doll or Stuffed Animal or article
- 1767. Toy for a child
- 1768. Hot Pads, set of 2
- 1769. Original Item
- 1770. Woven Scarf
- 1771. Woven, other article
- 1772. Machine Embroidery
- 1773. Decorated Sweat Shirt or T-Shirt
- 1774. Apron
- 1775. Christmas Decoration
- 1776. Other Holiday Decoration
- 1777. Sewn Purse or Bag
- 1778. Hand Spun Skein
- 1779. Article Made from Homespun
- 1800. Needlework, not listed

Open Class Quilting

Superintendent..... Nancy Boyd

Assistant Superintendent..... Andrea Clark

Entry Time: Wednesday, 3-7pm

Judging Time: Thursday, 9am (Sterl Hall)

1. Read Open Class rules
2. Exhibitors limited to one entry per class.
3. Exhibits must be current work (within the last two years)
4. Exhibits may not be displayed more than one year. The superintendents reserve the right to reject exhibits that have been displayed in previous years.
5. Superintendent requests that a picture of the quilt be submitted for display.

Enhanced prize money in these classes provided by End of Trail Quilters' Guild

Special Quilting Awards

To recognize excellence in quilting exhibits, special awards will be designated by the official judge.

Best of Show - Quilt classes 1701-1705, Ribbon + \$10 premium – End of Trail Quilter's Guild

Best of Show Runner-up - Quilt, classes 1701-1705, Ribbon + \$5 gift certificate to Material Girls Quilt Shop

Best of Show - Wall Hanging, classes 1706-1707, Ribbon + \$10, premium - CKFF

Best of Show Runner-up - Wall Hanging, classes 1706-1707, Ribbon + \$5 gift certificate to Material Girls Quilt Shop

Best of Show - Remaining classes, Ribbon + \$10, premium – End of Trail Quilter's Guild

Best of Show Runner-up - Remaining classes, Ribbon + \$5, gift certificate to Material Girls Quilt Shop

1701. Appliquéd Quilt (minimum size (75" x 53"))

Hand Applique

- a. Hand quilted
- b. Machine quilted
- c. Quilted by 2nd party
- d. Computer quilted

Fused Applique

- e. Hand quilted
- f. Machine quilted

- g. Quilted by 2nd party
 - h. Computer quilted
- Computer Applique
 - i. Hand quilted
 - j. Machine quilted
 - k. Quilted by 2nd party
 - l. Computer quilted
- 1702. Pieced Quilt (minimum size 75" x 53")
 - Less than 15 different fabrics
 - a. Hand quilted
 - b. Machine quilted
 - c. Quilted by 2nd party
 - d. Computer quilted
 - 15 or more different fabrics
 - e. Hand quilted
 - f. Machine quilted
 - g. Quilted by 2nd party
 - h. Computer quilted
- 1703. Miscellaneous Quilt (minimum size 75" x 53")
 - Less than 15 different fabrics
 - a. Hand quilted
 - b. Machine quilted
 - c. Quilted by 2nd party
 - d. Computer quilted
 - 15 or more different fabrics
 - e. Hand quilted
 - f. Machine quilted
 - g. Quilted by 2nd party
 - h. Computer quilted
- 1704. Original Design
 - a. 47" and under
 - b. 48" and above
- 1705. Lap Quilt
 - a. Hand Quilted
 - b. Machine Quilted
 - c. Quilted by 2nd party
 - d. Computer quilted
- 1706. Wall Hanging (larger than 36" x 36")
 - a. Pieced
 - b. Appliquéd
 - c. Embroidered
 - d. Hand quilted
- 1707. Wall Hanging (no larger than 36" x 36")
 - a. Pieced
 - b. Appliquéd
 - c. Embroidered
 - d. Hand quilted
- 1708. Embroidered Quilt (any size)
 - a. Hand embroidered
 - b. Machine embroidered
- 1709. Art Quilt
- 1710. Tied Quilt (any size)
- 1711. Mixed Media (e.g. appliqué' and pieced)
- 1712. Crib Quilt
- 1713. Child's Quilt
- 1714. Miniature Quilt (no larger than 18" x 18")

1715. Quilted Article (not a quilt)
 1716. Quilted Table Runner
 a. No larger than 36"x36"
 b. Larger than 36"x36"
 1717. Quilt made by a Group or Organization
 1718. Quilt or Quilted Article Made by a Child
 a. 7-9 years of age
 b. 10-12 years of age
 c. 13-15 years of age
 d. 16-18 years of age
 1719. Beginners Quilt (54" x 36" minimum size) All work to have been completed by a first-time quilt maker within the last 2 years.

Open Class Barn Quilts

Superintendent..... Lori Hambright
 Assistant Superintendent.....Joan Taylor and Audrey Hambright

****Year 2023 – Special Exhibition Details & Location Change – Please Note****

Exhibition **ONE DAY** event to be held at the Seelye Mansion gardens, 1105 N. Buckeye, Abilene, on ****Saturday, August 5th**.
 Time: 10am - 2pm for general public viewing. Awards presented at 2:15pm. Will be a come & go event outdoors. Restrooms are available.

****BARN QUILT Entry Check-in Dates's: Friday & Saturday, July 28-29, 9am – 12pm each day at Amanda's Bakery & Bistro, 302 N. Broadway, Abilene. Questions, please contact Lori (785) 313-6565. Barn quilts must be checked in at this time. No late entries day of event.**

Awards:

People's Choice award (via online voting): Dates to vote online are Monday, July 31st through Saturday, August 5th until 2pm. VOTE at: www.facebook.com/visitabilene

Seelye Garden's Choice award: Public visiting the exhibits, August 5, get to paper vote for their favorite barn quilt.

Mrs. Seelye's Favorite award: Terry Tietjens, owner of Seelye Mansion, will pick what he thinks a favorite of Mrs. Seelye's might have been, 100 years ago.

Novice Award: selected by department superintendents.

Sponsors:

Kanza Barn Quilts, Lucky Charm Quilt Shop

Entry Rules:

1. Limit 2 barn quilts per exhibitor. Size: 2 foot x 2 foot square and/or 1 foot x 1 foot square
2. Exhibition display only with 4 special awards.
3. In keeping true to American barn quilt tradition, please use patterns of the quilting (fabric) art. Must be exhibitors' own handiwork.
4. Superintendent has the right to refuse entries that are not in good taste or that do not reflect barn quilt Americana art. Quilt must not serve as a venue for advertising.
5. Entries for the Barn Quilt CKFF department are open to the state of Kansas. No entry fees.

Recommendations:

1. 2x2 foot MDO (material density overlay) signboard (3/8 -1/2" thick) or 1foot x 1 foot size.
2. Encourage boards to be primed first, using exterior satin/semi-gloss paints of 2-4 coats, for long-lasting artwork.

950. Barn Quilt

Open Class Art

Superintendent: Samantha Geisinger

Entry Time: Wednesday, 3-7pm

Judging Time: Thursday, 9am, Sterl Hall

1. Read Open Class Rules.
2. Exhibitors are limited to two entries in each medium.
3. All exhibits must be the work of the exhibitor and must be original (no paint-by-numbers or copies).
4. Exhibits must be current work (within last two years). Class number must include division designation.
5. There is no size restriction (NOTE: Artwork with one dimension larger than 30" may be ineligible for State Fair).
6. All pictures must be ready for hanging. Wire hangers preferred.
7. Children's work must be matted and have a picture hanger that will not come loose.
8. Comments will be given on the placing following the judging.

SPECIAL AWARDS

1. Judge's Choice - Adult. Selected by the department judge
2. Judge's Choice - Youth. Selected by the department judge

Adult: Division A-Beginning, Division B-Intermediate, Division C-Advanced

1855. Oil

1856. Acrylic

1856D. Acrylic Pour

1857. Mixed Media (media must be listed on tag and media listed must add significantly to the total work)

1858. Water Color

1859. Drawing: Charcoal, Pastel, Ink, etc.

1860. Prints

1861. Sculpture, Clay

1862. Sculpture, Metal

1863. Sculpture, Stone

1864. Sculpture, Wood

1865. Sculpture, Glass

1866. Pottery, hand thrown on wheel (includes hand thrown and altered)

1867. Pottery, hand built (coil or slab)

1868. Glass, fused, slumped

1869. Glass, enameled (painted decoration must be fired on the glass)

1870. Original Art Forms, medium not listed above

Youth (14-18 years): Division A - Beginning, Division B - Intermediate

1871. Drawing: Charcoal, Pastel, Ink, etc.

1872. Acrylic

1873. Oil

1874. Water Color

1875. Mixed Media

1876. Sculpture-Clay

1877. Clay Pottery-Hand built

1878. Other medium not listed

Youth (11-13 years): Division A - Beginning, Division B - Intermediate

1891. Drawing Charcoal, Pastel, Ink, etc.

1892. Acrylic

1892D. Acrylic Pour

1893. Oil

1894. Water Color

1895. Sculpture-Clay

1896. Clay Pottery-Hand built

1897. Other medium not listed

Youth (6-10 years): Division A -Beginning, Division B -Intermediate

1901. Drawing Charcoal, Pastel, Ink, etc.

1902. Painting (acrylic, oil, water color)

1903. Sculpture - Clay

1904. Clay Pottery-Hand built

1905. Other Medium Not Listed

Pre-School Children (5 and under)

1910. Any artwork by a preschool child

Special Populations

1911. Any artwork by preschool child

1912. Any artwork by 6-10-year-old

1913. Any artwork by 11-13-year-old

1914. Any artwork by a 14-18-year-old

1915. Any artwork by an adult

Senior Citizens

1916. Any artwork by a senior citizen (70 and older)

1917. Any artwork by a nursing home resident

For Exhibition Only

1918. Any artwork for display only. Not wanting to compete for ribbons? You are encouraged to exhibit your work in this category. These items will NOT be judged.

Open Class Photography

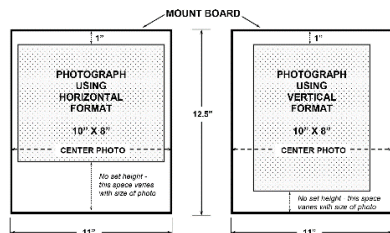
Superintendent..... Ashley Loucks

Assistant Superintendent..... Tamara Blake, Jill Swenson

Entry Time: Wednesday, 3-7pm, Sterl Hall

Judging Time: Thursday, 9am

Photo Mounting Instructions



1. Read Open Class Rules.
2. Entries must be produced since last year's CKFF.
3. Exhibitor limited to 2 per class or total of 10 entries per exhibitor.
4. Identical photos may not be entered in more than one class.
5. Black and white photos may be entered in any category if the content is applicable, not just the black and white photo category.
6. Entry cards must list both the class number (see below) and the division (A or B).
 - A. Each entry may only include one photo; no series of photos allowed.
 - B. Photo must be at least 7" x 9" and no more than 8" x 10" in size. Remove any white borders before mounting.
 - C. Each photo must be mounted using permanent photographic adhesive on an 11" x 12 1/2" white photo mount, with the mount board in a portrait orientation regardless of the photo orientation (see example). The top edge of the print should be 1" from the top of the board and the print should be centered horizontally on the board. Incorrectly mounted photos will not be accepted. Mount boards are available for purchase at the Extension Office.
 - D. No lettering is permitted on the front of the mount or on the photo. No borders or mats are allowed.
 - E. At time of judging, a two-part entry card shall be submitted with the photo, UNATTACHED, loose in the bag.
 - F. Each photo must be displayed in a 2-gallon plastic zip-style bag or clear bag available for purchase at the Extension office. **DO NOT SEAL THE BAG.**

Grand Champion: A grand champion ribbon will be awarded to the overall top photograph as chosen by the photography judge. Photos from every class but the Dickinson County class are eligible. No extra premium will accompany this ribbon.

Special Award--Dickinson County Photos: The winning photo in Class 1930 will be selected by a journalist from a county paper and awarded an "Editor's Choice" ribbon.

DIVISION A - ADULT (No Professional Photos Allowed)

DIVISION B - JUNIOR (14 & under as of Jan. 1, current year)

Class Numbers

1921. Scenic, Landscape, or Sky

1922. Animals

1923. People

1924. Plants or Insects

1925. Action or Motion

1926. Photojournalism

1927. Miscellaneous or Abstract (these photos must not fit into any other category.)

1928. Black & White or Sepia

1929. Computer-Enhanced (any photo that has been manipulated outside of basic retouching for color, sharpness, brightness, or contrast MUST go in this category. 4x6 print(s) of the original(s) may be included on back for understanding of edits if desired.)

1930. Dickinson County (subject matter should promote people, scenes, or activities typical of the county. Indicate the location where the photo was taken on the entry tag. This category is judged separately from other photo

2023 Central Kansas Free Fair Sponsors

Abeldt Club Lambs	Great Plains Credit Union
Larry & Nadine Abeldt Memorial	Greg Acheson
Abilene Kiwanis Club	Harms Plainview Ranch
Abilene Optimist Club	Harris Crop Insurance
Acheson Family Herefords	Hedgewood Prairie
Agnes Garten	H-F Red Angus Cattle LLC
Agri Trails Coop	Hill Show Lambs
AKBJ Dairy Goats-	Ila Beemer
Karla & Doug Rickeman	J.C. Livestock Sales
Aker Farms	J.W. Romberger Family
Al Jones	Jason & Carrie Hill Family
Almost Home Realty	Jerry Sleichter Memorial
Andy & Allison Buechman	Jessica, Stephanie, & Wade
Family	Beemer
Astra Insurance, Chapman	Jill Martinson & Gary DePew
Banner Farm & Home Fencing	Jim Krueger
Beefland	John Hultgren & Sherry Reinhardt
Ben & Joe Aker	Josh & Megan Muller
Bill & Amy Jackson	Josslyn & Asher Martinson
Billy & Joycelyn Randle	DePew
Bluestem Electric Cooperative	Karl Trucking
Bogart Family Farm	Katie Wieters
Brad Lauer Memorial	Katy Slough
Brian & Cecilia Harris	Keith Lauer Memorial
Briggan & Bronson Karl, Blade	Kenny Livingston Trucking
Overtuf	Kevin & Lynne Murphy
Bryon & DeDe Lorson Family	Kevin & Rosemary Harris
Bulk Livestock	Kevin Harris Farms
Carl Ruhnke Memorial	Kris & Katie Bogart
Caryvale Stables	Kristine Meyer + Associates
CASA of the 8th Judicial District	Kuntz Land & Cattle
Chad & Stacy Volkman Family	LaDell Riffel Memorial
Chapman Young Farmers	Laird & Shawna Riffel
CKFF	Lang Farm
Clarence and Eileen Garten	Lazy KT Design
Memorial	Lefert Family
Cole Kennel	Linda Kuntz Memorial
Copeland Insurance	Lorson Seed Sales
Cory Keller Photography	Lowell & Jean Abeldt Memorial
Craig & Vicky Chamberlin	Marcile Park & Family
Cream of Kansas	Material Girls
Danner Funeral Home	Merle & Janet Hoskins
David & Charlene Cook	Mt. Ayr Go-Getters
Dawne Darling	Nelssen Family
Dickinson Co. 4-H Council	Next Home Unlimited
Dickinson Co. Farmers Union	Nicole Shrack & Marilyn Marton
Dickinson County Bank	Paloma Picasso Memorial
Dickinson County Kids	Pat Little
and Canines	Patty Schlesener Memorial
Donald Riffel Memorial	Phil & Ellen Whitehair
End of Trail Quilters' Guild	Phillips Seed Farm
Farmers & Ranchers Livestock	Phyllis Flowers
Faye Teetzen Memorial	Pinnacle Bank

Prestige Kennels
Ray & Kathy Hoffman
Rick & Laura Hoffman
Robert & Judy Parsons
Robert & Linda Alyward
Robert & Norma Feigley
Memorial
Roger Forsyth Family
Sandy Abeldt
Sarah Brown
Sheila Beemer
Sleichter Cattle Company

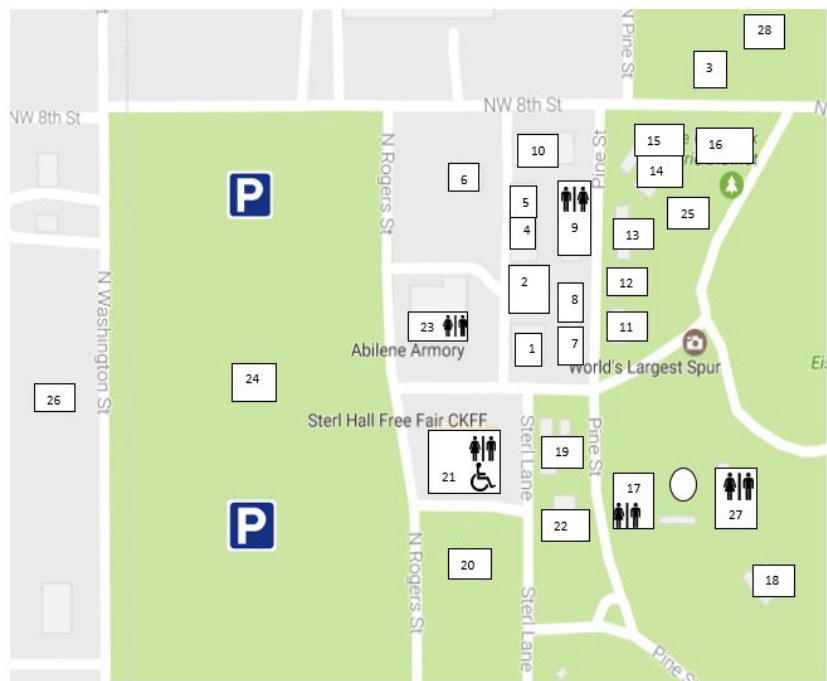
Teddi, Scott, Mitzi, & Linda
Banks
The Flower Box
Tim Strunk & Wyatt Thompson
Tossed N Sauced
Traskowsky Farms
UMB National Bank of America
West Ranch
Westbranch Ranch
Wild Heart Ranch
Wilson Hay Farm

2023 Central Kansas Free Fair Livestock Buyers

Abilene Animal Hospital
Abilene Termite & Pest Control
Agri Trails Coop
Agridime
Ameriprise Financial / Anita
Miller & Angela Holt
Astra Bank
Bennington State Bank
Bert & Wetta
Biz Swag LLC
Black Realty
Bluestem Embryo Transfer
Braady Bunch Hay
Central National Bank
CF Repair
Chase Farms Trucking
Channel Seed -Lynn Romberger
Clay Center Livestock
Country Bunch Paws
Coup & Emig Insurance
CowCamp Feedyard
Crop Service
Cy & Andrea Taylor
Dickinson Co. Pheasants Forever
Don's Tire
Farm Bureau Insurance
Farmers & Ranchers Livestock
Fink Farms
First Bank Kansas
First Choice Meats
First National Bank of Hope

First National Investments - Dan
Cook
Flint Hills Ag Services
Foltz Farms
Gfeller Cattle Co.
Harris Crop Insurance
Holm Automotive
JC Livestock
Kevin Harris Farms LLC
Last Chance Graphics
Lewis Hybrid Seed - Jim Anderes
Lumber House
Nichols Family
OCCK Inc.
Patriot Farms
Peterson Cattle Co.
Phillips Seed
Pinnacle Bank
Pioneer Farm & Ranch
Prairie Land Partners
R&R Cattle Co.
Rawhide Portable Corral
Scoular Grain
Sleichter Cattle Co.
Smart Insurance
Solomon State Bank
State Farm Insurance
Symbion Vet Clinic - Kent Law
Tossed & Sauced Pizza
West Country Mart
Wuthnow Farms

Central Kansas Free Fair - Map



1	Large Livestock Arena (LLA)	16	Jesse Karl Memorial Horse Barn
2	Swine/ Sheep / Meat Goats	17	Grandstand (GS)
3	Abilene Community Center	18	Rodeo Horse Barn
4	Small Livestock Arena (SLA)	19	Food Court
5	Swine	20	4-H/FFA/Ag Mechanics/Implement Row
6	Dairy Goats	21	Sterl Hall (SH)
7	Beef	22	Royer Bandshell (RBS)
8	Beef	23	Armory
9	Bucket Calf/Beef/Showers	24	Carnival
10	Dairy/OC Beef	25	Equine Exercise Arena (EEA)
11	Poultry / Rabbit	26	Rodeo Office
12	Horse	27	Equine & Livestock Trailer Parking
13	Horse	28	Truck & Tractor Pull
14	Horse		
15	Horse		

Central Kansas Free Fair Association
619 N Rogers St.
Abilene, Kansas 67410-0515